

**Alaska Department of Fish and Game  
Division of Wildlife Conservation**

**Statewide Annual Report  
1 July 2004 to 30 June 2005**

# **TRAPPER QUESTIONNAIRE**

**Karen Blejwas**



ADF&G Photo

**August 2006**

# **Code of Ethics**

## **A Trapper's Responsibility**

1. Respect other trappers' grounds particularly brushed, maintained traplines with a history of use.
2. Check traps regularly.
3. Promote trapping methods that will reduce the possibility of catching nontarget animals.
4. Obtain landowner's permission before trapping on private property.
5. Know and use proper releasing and killing methods.
6. Develop set location methods to prevent losses.
7. Trap in the most humane way possible.
8. Properly dispose of animal carcasses.
9. Concentrate trapping in areas where animals are overabundant for the supporting habitat.
10. Promptly report the presence of diseased animals to wildlife authorities.
11. Assist landowners who are having problems with predators and other furbearers that have become a nuisance.
12. Support and help train new trappers in trapping ethics, methods and means, conservation, fur handling and marketing.
13. Obey all trapping regulations and support strict enforcement by reporting violations.
14. Support and promote sound furbearer management.

This code of ethics was copied from the Alaska Trappers Manual. The manual was created through a joint effort between the Alaska Department of Fish and Game and the Alaska Trappers Association. The manual is available in Alaska book stores and from the Alaska Trappers Association for approximately \$20.00.

# **State of Alaska**

**Frank H. Murkowski, Governor**

## **Department of Fish and Game**

**McKie Campbell, Commissioner**

### **Division of Wildlife Conservation**

**Matthew H. Robus, Director**

Persons intending to cite this material should receive permission from the author(s) and/or the Alaska Department of Fish and Game. Because most reports deal with preliminary results of continuing studies, conclusions are tentative and should be identified as such. Please give authors credit. Free copies of this report are available by contacting the ADF&G Trapper Questionnaire Coordinator:

**Karen Blejwas, Wildlife Biologist**  
**ADF&G, Wildlife Conservation**  
**P.O. Box 115526**  
**Juneau, AK 99811-5526**  
**Phone: (907) 465-4148**  
**Email: karen\_blejwas@fishgame.state.ak.us**

Free copies of this report and other Division of Wildlife Conservation publications are available to the public. Please direct requests to our publications specialist:

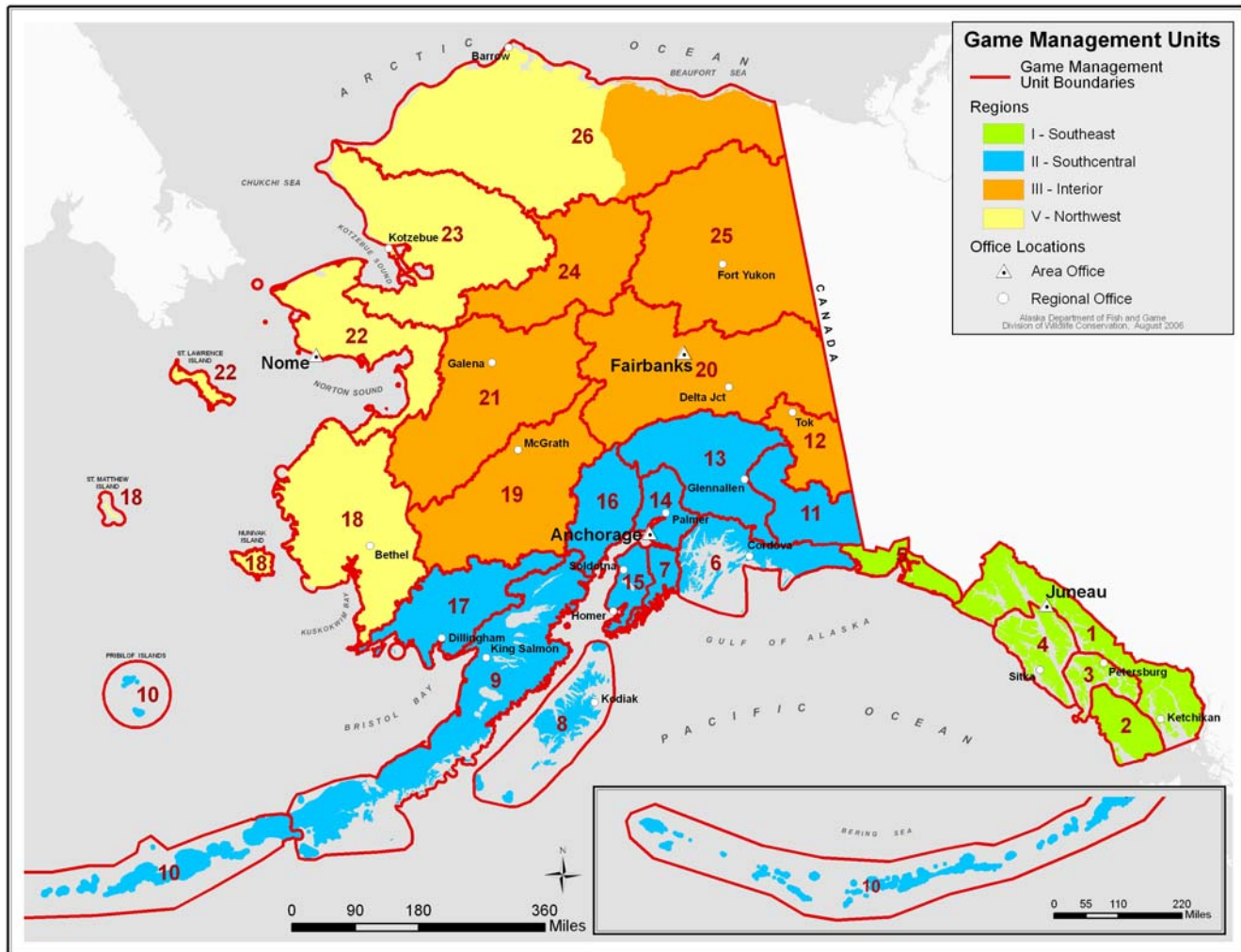
**Publications Specialist**  
**ADF&G, Wildlife Conservation**  
**P.O. Box 115526**  
**Juneau, AK 99811-5526**  
**(907) 465-4190**

The Alaska Department of Fish and Game administers all programs and activities free from discrimination on the basis of race, color, national origin, age, sex, religion, marital status, pregnancy, parenthood, or disability. The department administers all programs and activities in compliance with Title VI of the Civil Rights Act of 1964, Section 504 of the Rehabilitation Act of 1973, Title II of the Americans with Disabilities Act of 1990, the Age Discrimination Act of 1975, and Title IX of the Education Amendments of 1972.

If you believe you have been discriminated against in any program, activity, or facility, or if you desire further information please write to ADF&G, P.O. Box 115526, Juneau, AK 99811-5526; U.S. Fish and Wildlife Service, 4040 N. Fairfield Drive, Suite 300, Arlington, VA 22203 or O.E.O., U.S. Department of the Interior, Washington DC 20240.

For information on alternative formats for this and other department publications, please contact the department ADA Coordinator at (voice) 907-465-4120, (TTD) 907-465-3646, or (FAX) 907-465-2440.

# Alaska's Regions and Game Management Units



# CONTENTS

|   |    |
|---|----|
| <b>INTRODUCTION</b> .....   | 1  |
| <b>A PROFILE OF ALASKA’S TRAPPERS IN 2004–2005</b> .....                                | 2  |
| Did you trap in 2004–2005? .....  | 2  |
| <b>Trapper Age and Experience</b> .....   | 2  |
| What is your age?.....  | 2  |
| How much trapping experience do you have and how long have you trapped in Alaska? ..... | 3  |
| Did you have a young person (under age 16) with you on your trapline this year? .....   | 4  |
| <b>Modes of Transportation</b> .....  | 5  |
| What transportation did you use to get to your main trapping area? .....                | 6  |
| What transportation did you use to run your main trapline? .....                        | 8  |
| <b>Trapper Effort</b> .....   | 10 |
| How long was your main trapline? .....  | 10 |
| How many years have you been trapping in the same area? .....                           | 10 |
| How many weeks did you trap during the 2004–2005 season?.....                           | 11 |
| How many sets did you make on your trapline?.....                                       | 12 |
| What were the trapping conditions on your trapline? .....                               | 13 |
| What factors affected your trapping effort during the 2004-05 season? .....             | 14 |
| How did you change your trapping effort this season?.....                               | 14 |
| Did you increase or decrease your trapping effort?.....                                 | 15 |
| If you increased your trapping effort, did the increase result in a higher catch?.....  | 15 |
| <b>Target Species and Disposition of Furs</b> .....                                     | 16 |
| What was the most important species you were trying to catch? .....                     | 16 |
| Did you keep or sell most of your furs?.....  | 17 |
| Did you sell to a fur buyer in Alaska or outside of Alaska? .....                       | 17 |
| <b>METHODS OF TAKING FURBEARERS</b> .....   | 18 |
| <b>FURBEARER RELATIVE ABUNDANCE AND TREND</b> .....                                     | 30 |
| <b>FURBEARER HARVEST REPORT</b> .....   | 36 |
| <b>FURBEARER SEALING REPORT</b> .....   | 38 |
| <b>WOLF HARVEST METHODS</b> .....   | 39 |
| <b>FUR ACQUISITION AND EXPORT</b> .....   | 40 |
| <b>COMMERCIAL TRANSACTIONS INVOLVING FURS</b> .....                                     | 41 |
| <b>FUR SEALING REQUIREMENTS</b> .....   | 42 |
| <b>AREA BIOLOGIST AND GAME MANAGEMENT UNITS</b> .....                                   | 43 |
| <b>REGIONAL BIOLOGIST REPORTS</b> .....   | 44 |
| Southeast Region .....  | 44 |
| Southcentral & Southwest Region.....  | 45 |
| Interior Region.....  | 46 |
| Arctic & Western Region—Western North Slope (Unit 26A) .....                            | 48 |

|  |    |
|--|----|
| <b>TRAPPER COMMENTS</b> .....                                      | 49 |
| How did trapping conditions affect your trapping effort? .....     | 49 |
| Did other trappers in your area affect your trapping effort? ..... | 54 |
| Do you have any other comments for ADF&G? .....                    | 56 |
| <b>AUTHOR'S NOTE</b> .....   | 65 |

# ALASKA TRAPPER REPORT

## 2004–2005

### INTRODUCTION

The 2004–2005 Trapper Report contains information provided by Alaskan trappers through the annual Trapper Questionnaire. This year 1731 questionnaires were mailed throughout the state and 429 were returned for an overall response rate of 25%. Approximately 67% of respondents trapped during the 2004–2005 season. Broken down by region, 59 people trapped in Southeast (Region I), 95 trapped in Southcentral and Southwestern (Region II), 103 trapped in the Interior (Region III) and 32 people trapped in the Arctic and Western regions (Region V).

On the following pages you'll find out how other Alaskans run their traplines, how much effort they put into catching fur, what their primary target species are, and how many furbearers were trapped in the state. You'll also find summaries of Alaska Department of Fish & Game (ADF&G) fur sealing, acquisition, and export records, reports from ADF&G furbearer biologists, and comments of trappers that were written on the back of the questionnaires.

One of the biggest challenges in conducting this survey is maintaining an accurate and updated mailing list for the questionnaire. Although there were only 664 trapping licenses issued in 2005, many active trappers also hunt and fish and almost 7,000 Alaska residents purchased a combination license that included trapping. In addition, over 15,000 residents qualified for low income hunting/trapping/fishing licenses. It is impossible to send out questionnaires to all potential trappers, therefore we must rely on a combination of sealing records, information from the license database, and referrals by area biologists, ADF&G staff, and other trappers to target as many active trappers as possible. I will be making a concerted effort over the next year to update the trapper questionnaire mailing list. You can assist in this effort by sending me your new address when you move and letting me know about other trappers in your area who would like to receive a survey. Be sure to tell me which GMU or region you plan to trap in so I can send you the appropriate questionnaire. If you no longer trap, but would like to continue receiving copies of the Alaska Trapper Report, let me know that too. You can update your information at any time by sending me an email at [karen\\_blejwas@fishgame.state.ak.us](mailto:karen_blejwas@fishgame.state.ak.us).

As always, we strive to maintain strict confidentiality, and names of individuals and references to specific traplines are not included. We hope you find this report informative and welcome your suggestions for improvement.



# A PROFILE OF ALASKA'S TRAPPERS

## Did you trap in 2004-05?

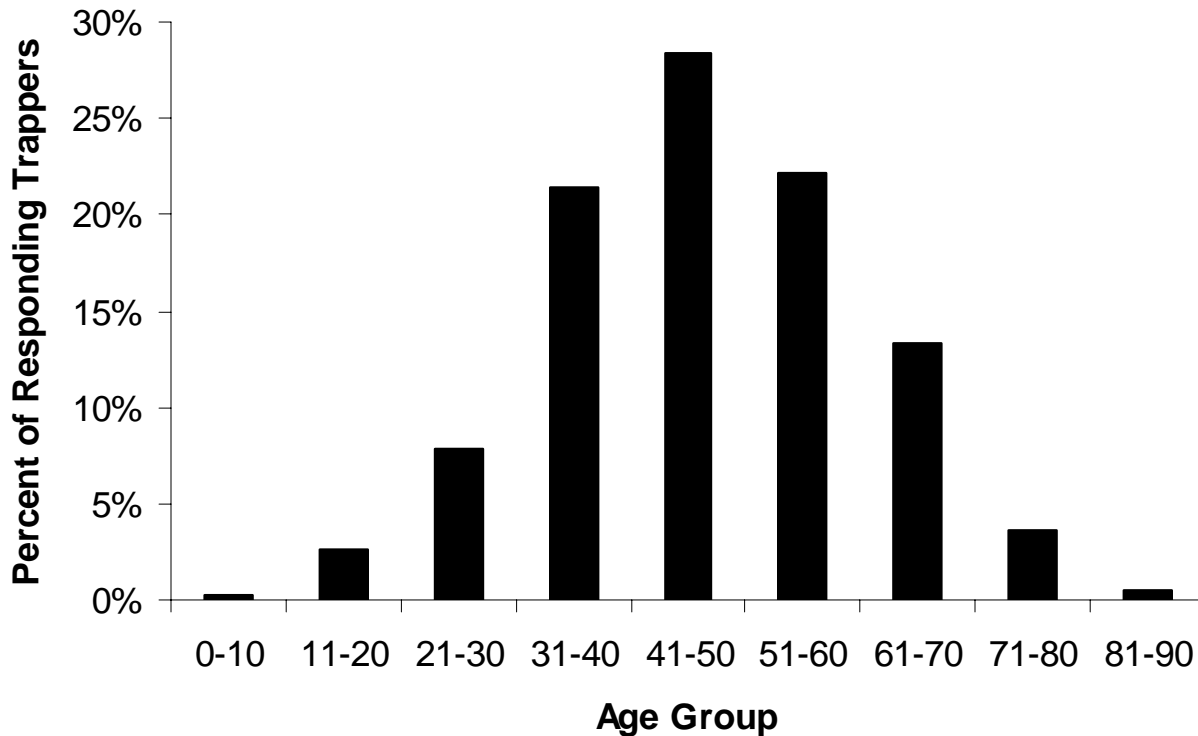
Of the 429 trappers who responded to this questionnaire, 289 individuals (67%) said they trapped during the 2004-05 season. That percentage is up slightly from last year, when only 63% of respondents trapped. Approximately 90% of those who trapped during 2004-05 also trapped the previous year. By contrast, almost 20% of trappers who did not trap in 2004-05 also did not trap during the last 2 years and 9% had not trapped since the 1990s.

## Trapper Age and Experience

### Trapper Age

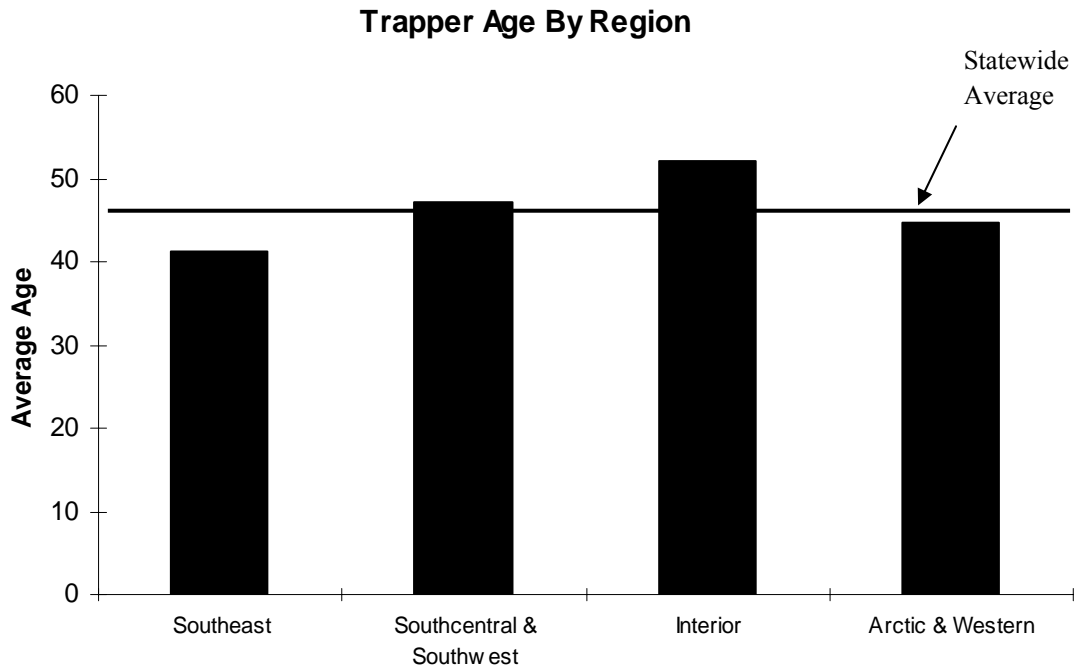
The profile of this year's trapper remained almost unchanged from previous years. The average age of trappers who answered this question (384 trappers) was 47 years. The youngest was 9 years old and the oldest was 90 years old. Only 5 trappers were under the age of 16, whereas more than 2/3 of respondents were over 40. The graph below shows what percent of respondents fell into each of 9 age groups. Fewer than 1% of trappers were in the 10-and-under and over-80 age groups, whereas more than 1/4 of trappers (28%) were between 41-50 years old.

### Age Distribution of Alaska Trappers



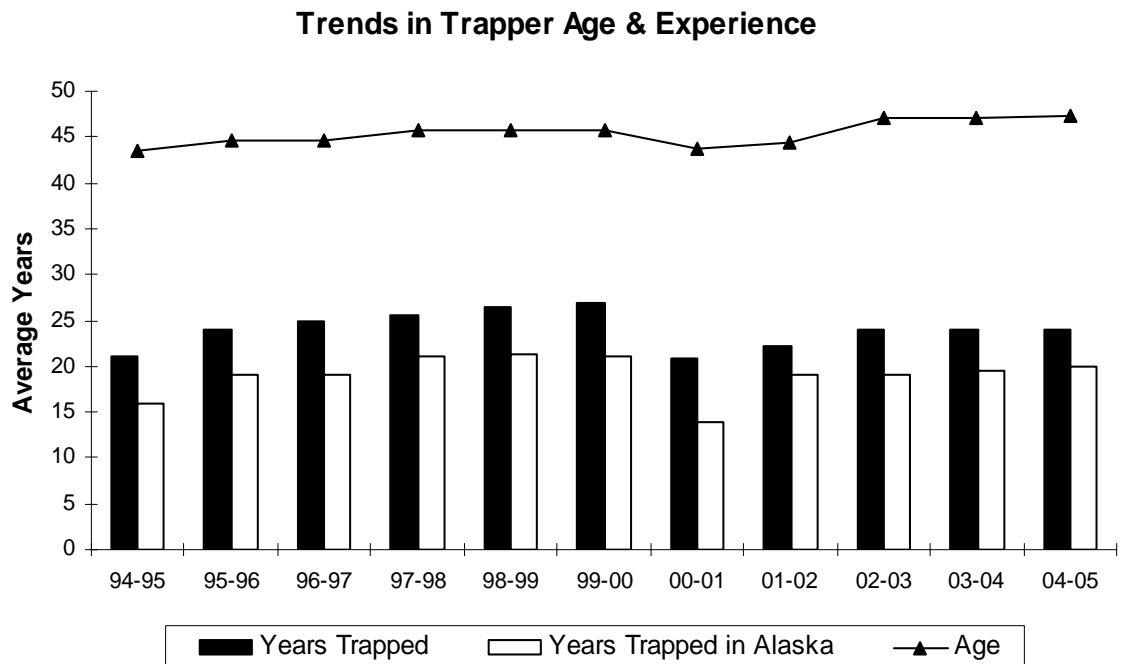


There were some regional differences in trapper ages, with trappers in Southeast being the youngest on average and Interior trappers the oldest.



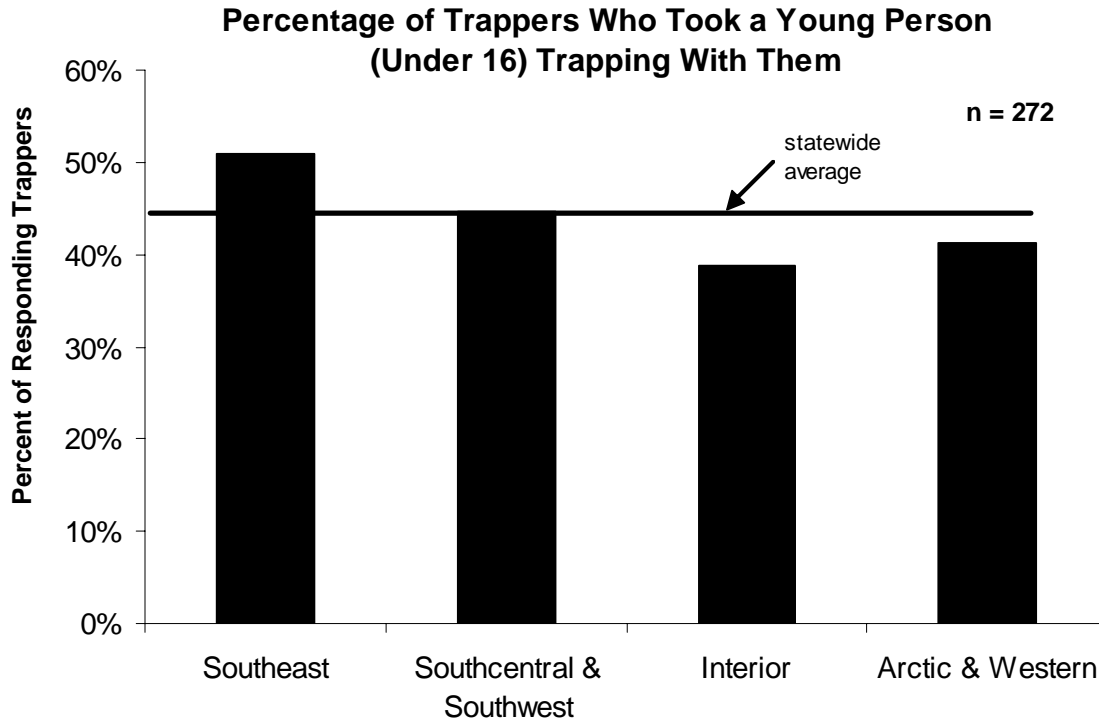
## Trapper Experience

Trapper experience has changed very little over the past few years. On average, Alaska trappers have trapped for 24 years, and 20 of those years they trapped in Alaska.



## Did you have a youngster (under 16) with you on your trapline this year?

Trappers continue to pass their knowledge down to the next generation by taking young people out with them on their trapline. During the 2004-05 trapping season, 44% of trappers statewide were accompanied by a young person, down slightly from 48% last year. The following graph illustrates regional differences in young persons on a trapline.



We hope to modify future surveys to obtain more information about the next generation of Alaska's trappers. In the meantime, if you know a young trapper who would like to receive a questionnaire or a copy of this report, please send us his or her name and address with your questionnaire.



Photo by Tim Crace

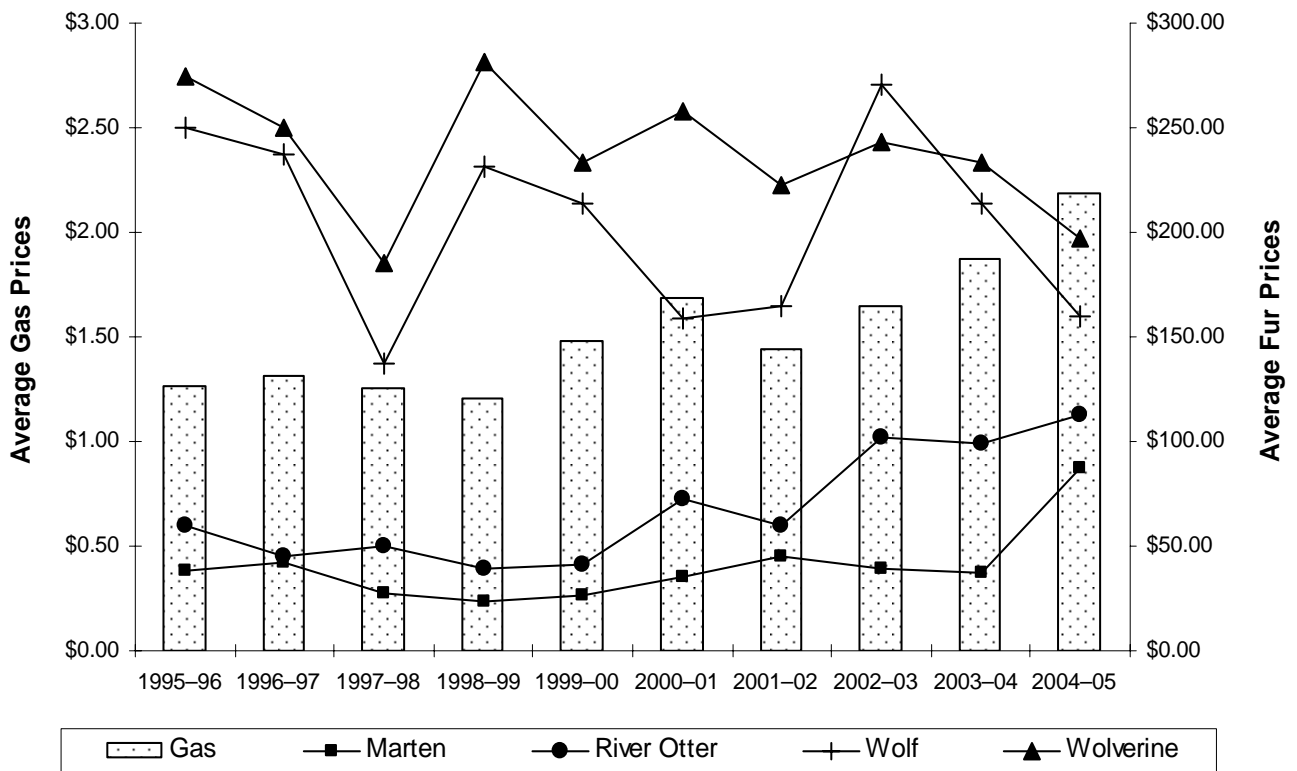
# Transportation

The following pages contain information about the methods of transportation trappers use to access and run their traplines. The first page contains the pie charts that have appeared in previous reports, with “n” indicating the number of trappers who responded to this question. These charts highlight regional differences in transportation methods. The bar charts on the following page summarize how transportation methods have changed over time in each region. Each bar contains the same information as the pie chart for that year (compare 2004-05 with the pie chart on the previous page).

Snowmachines were the most common form of transportation used to both access and run traplines in every region except Southeast and were the sole form of transportation for most trappers in the Arctic and Western region. Highway vehicles were the second most common method of accessing traplines, with boats also being important for both getting to and running traplines in Southeast. Statewide, methods of transportation have changed very little over time.

Almost all Alaskan trappers rely on some form of motorized transportation to access or run their traplines and rising fuel prices are cause for concern. As the graph below illustrates, gas prices in the western United States have risen steadily since 2001-02. Over this same time period, prices paid by Alaska fur buyers have increased for marten and river otter, but decreased for wolves and wolverines. Although many trappers are determined to continue trapping no matter what, it remains to be seen what long-term effects increasing fuel costs will have on trapper numbers and effort in Alaska.

**Trends in Average Gas and Fur Prices, 1995-2005**



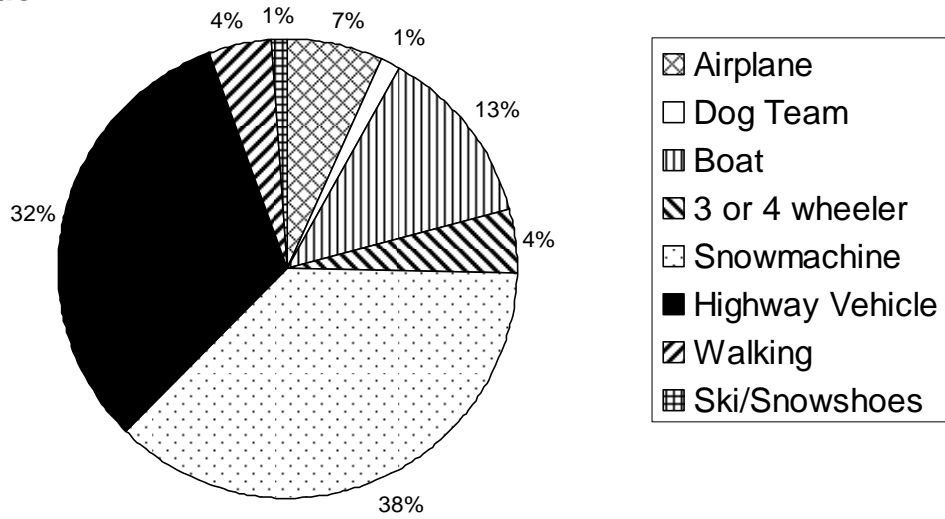
\*Average gas prices are from the U.S. Department of Energy, Energy Information Administration, survey of pump price of regular grade motor gasoline (cents/gal), including taxes, in the western United States (available at [http://tonto.eia.doe.gov/steo\\_query/app/paresult.asp](http://tonto.eia.doe.gov/steo_query/app/paresult.asp)).

\*\*Average fur prices are from Alaska Department of Fish and Game annual Trapper Questionnaire Reports.

# What mode of transportation did you use to get to your main trapping area?

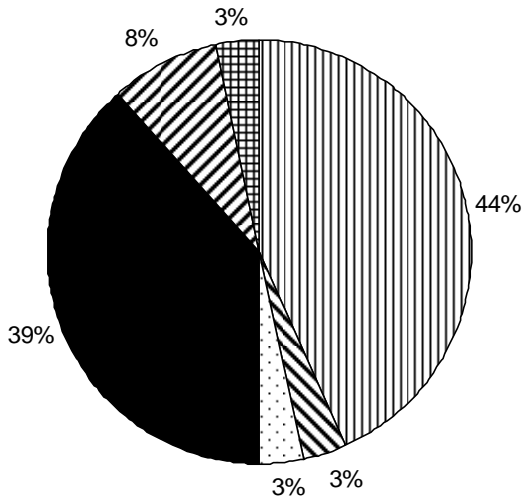
## Statewide

n = 273



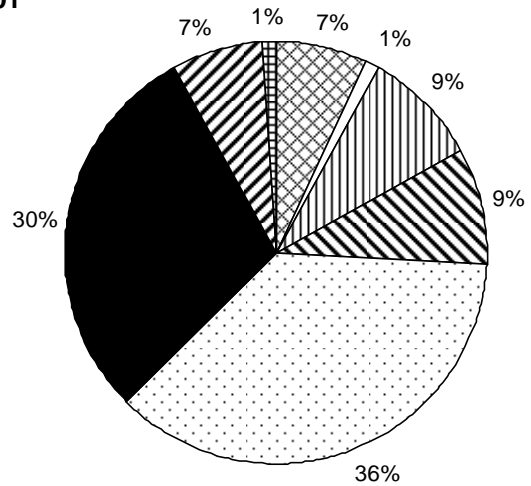
## Southeast

n = 60



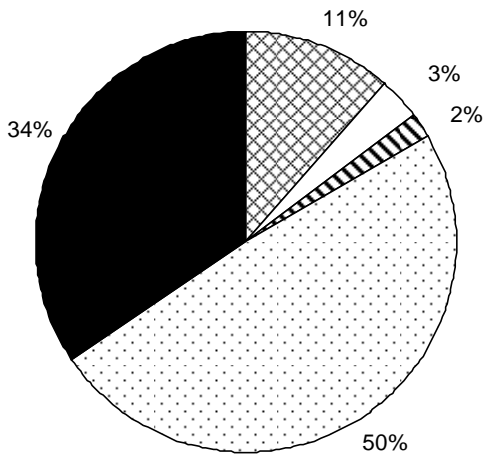
## Southcentral & Southwest

n = 101



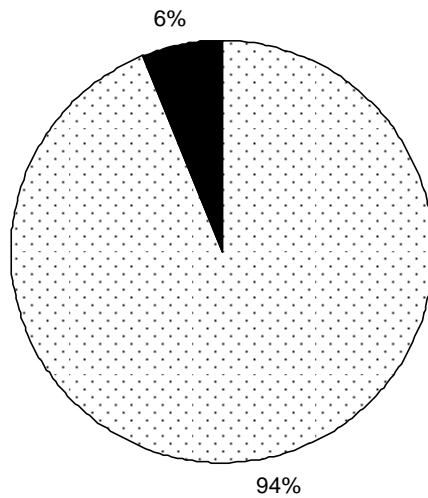
## Interior

n = 96



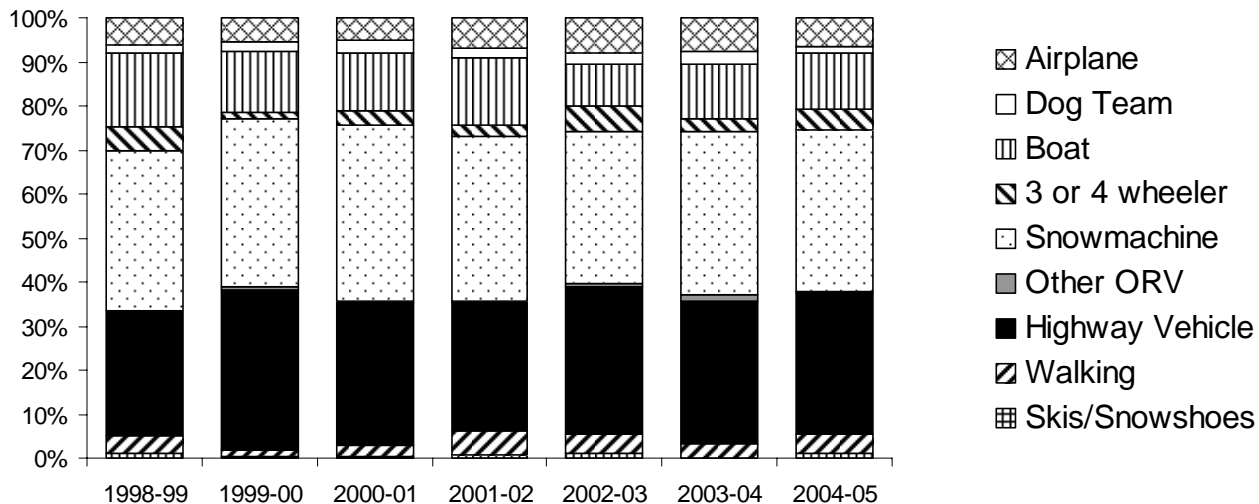
## Arctic & Western

n = 16

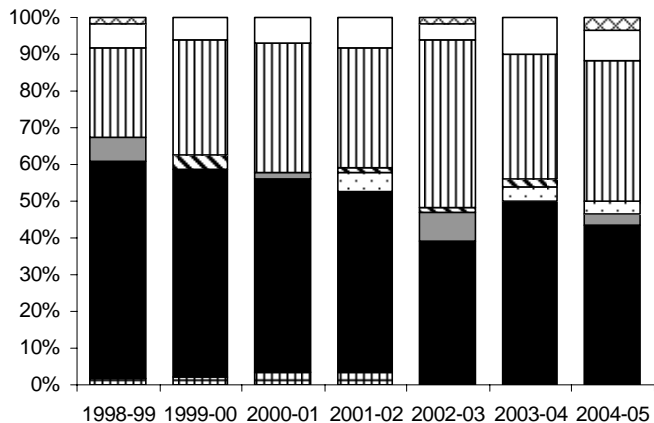


# Trends in mode of transportation used to get to traplines

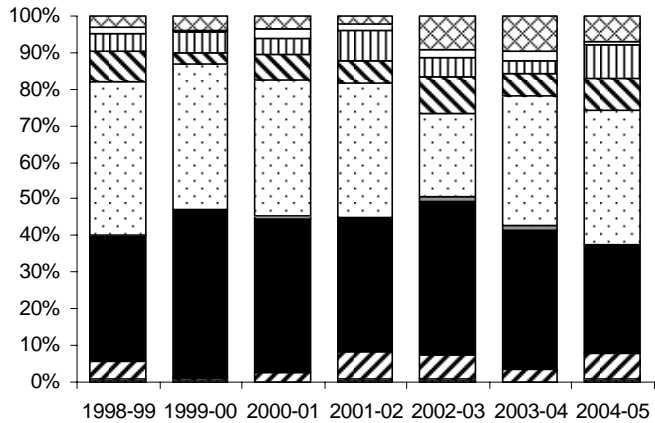
## Statewide



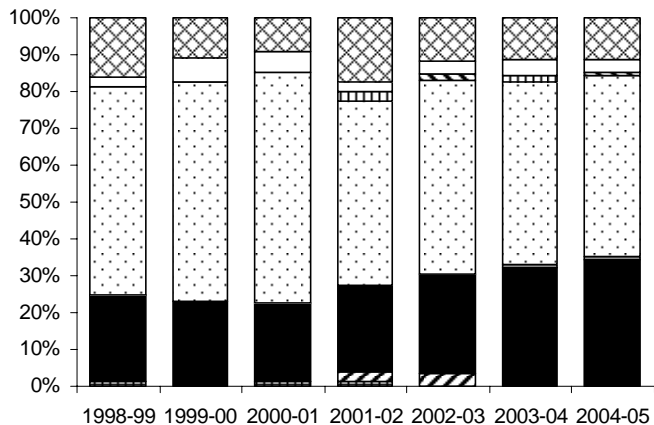
## Southeast



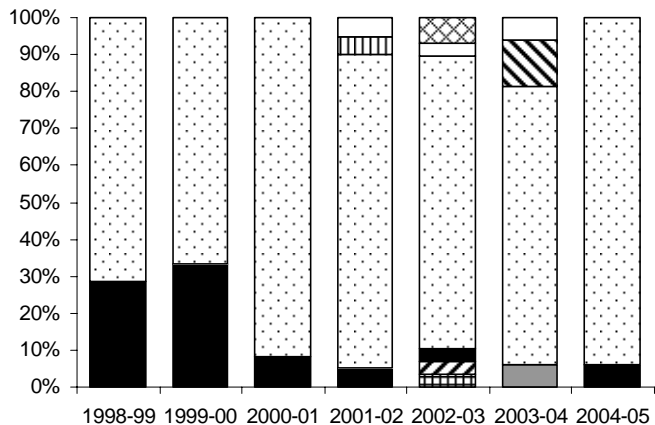
## Southcentral & Southwest



## Interior



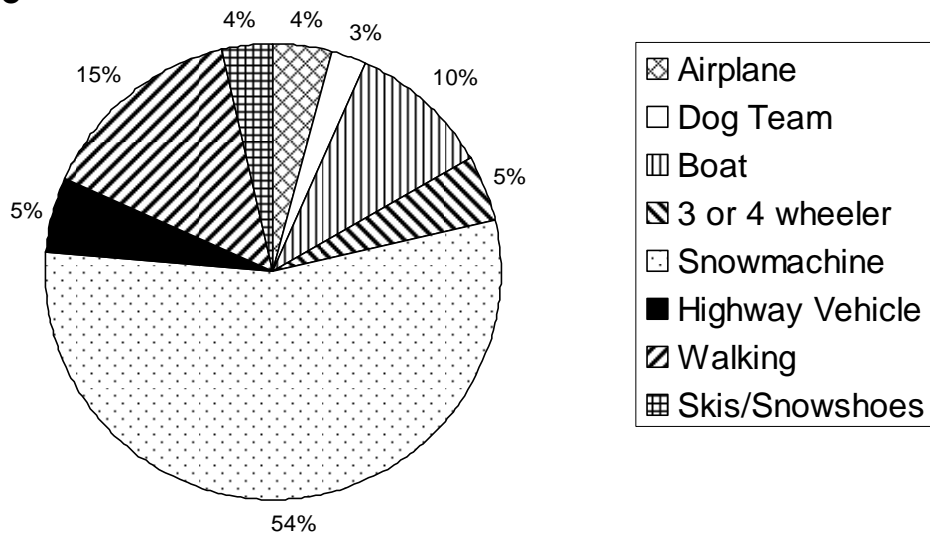
## Arctic & Western



# What mode of transportation did you use to run your main trapline?

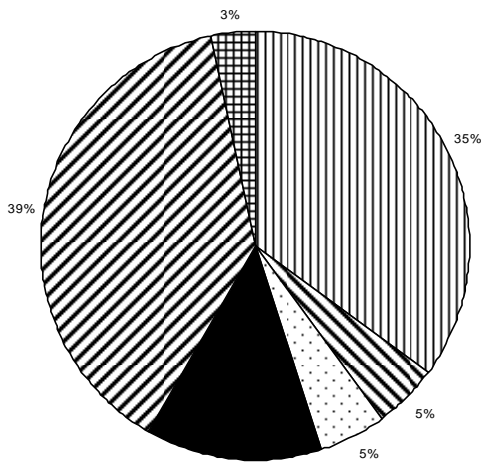
## Statewide

n = 272



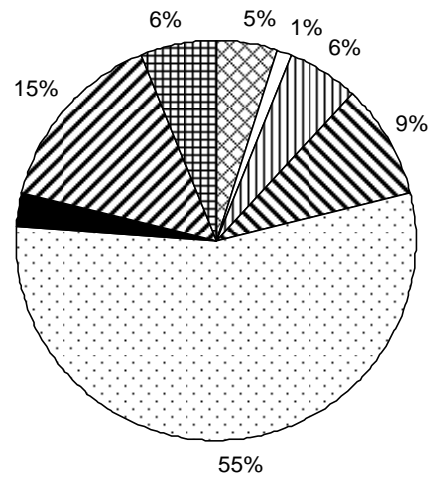
## Southeast

n = 60



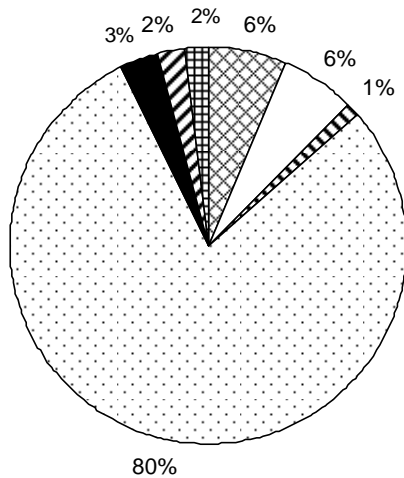
## Southcentral & Southwest

n = 101



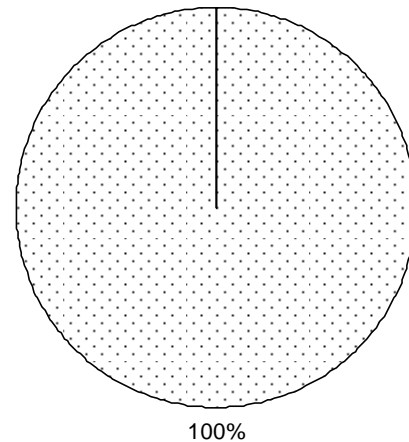
## Interior

n = 96



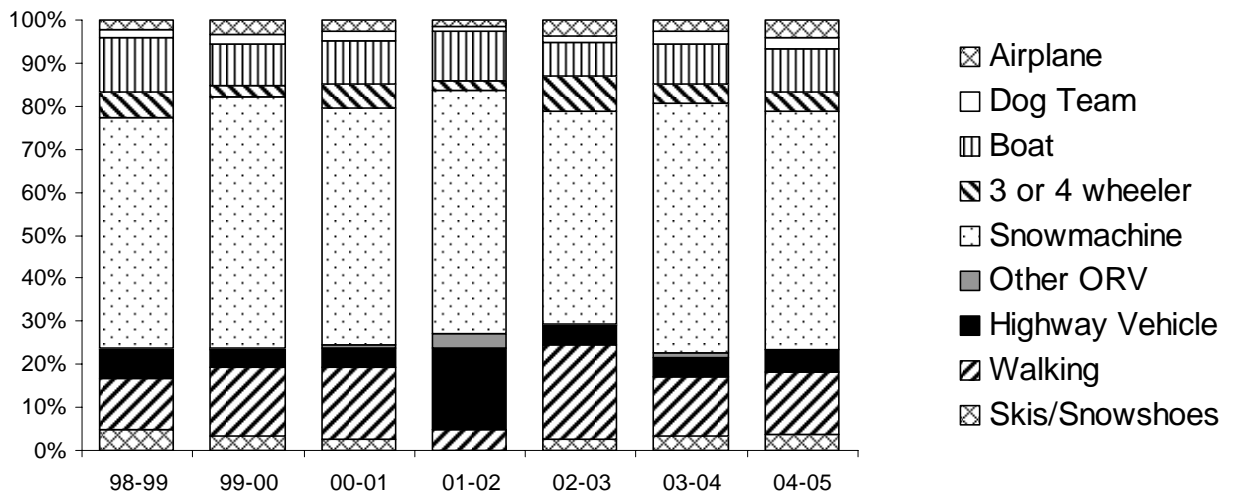
## Arctic & Western

n = 16

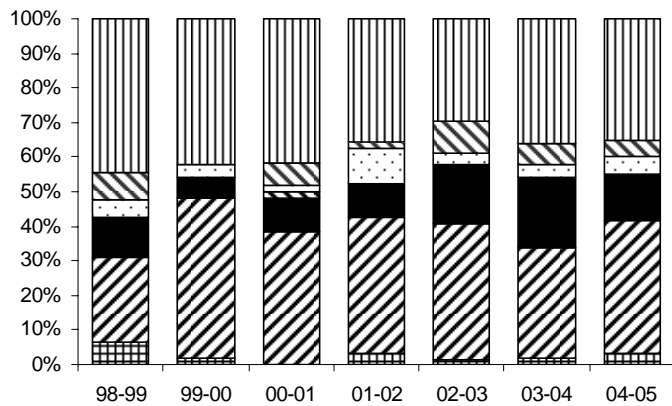


# Trends in mode of transportation used to run traplines

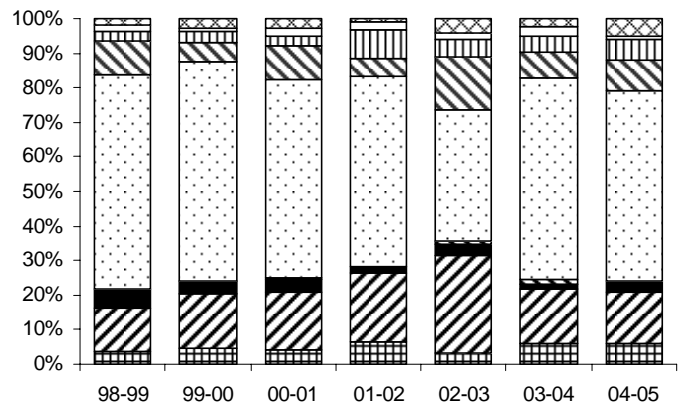
## Statewide



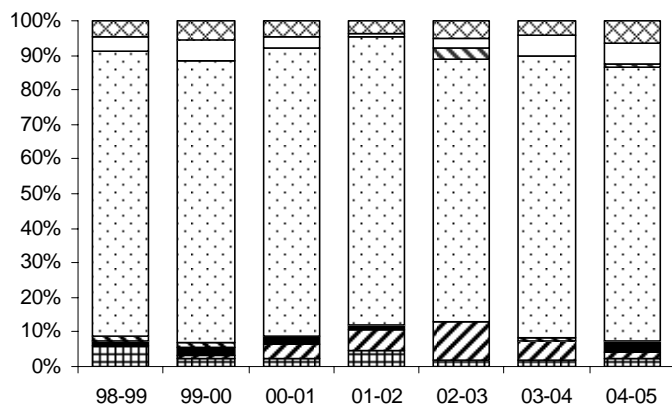
## Southeast



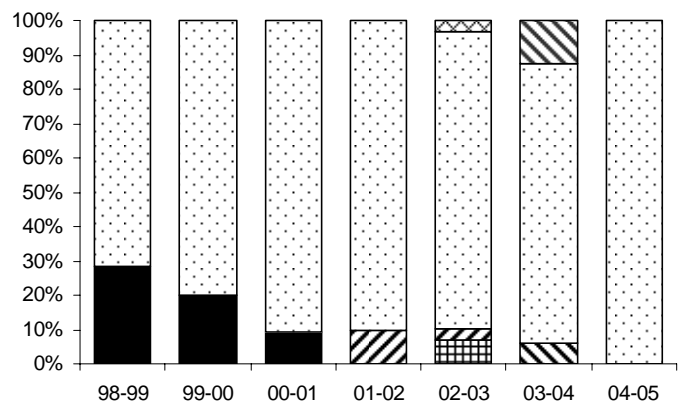
## Southcentral & Southwest



## Interior



## Arctic & Western

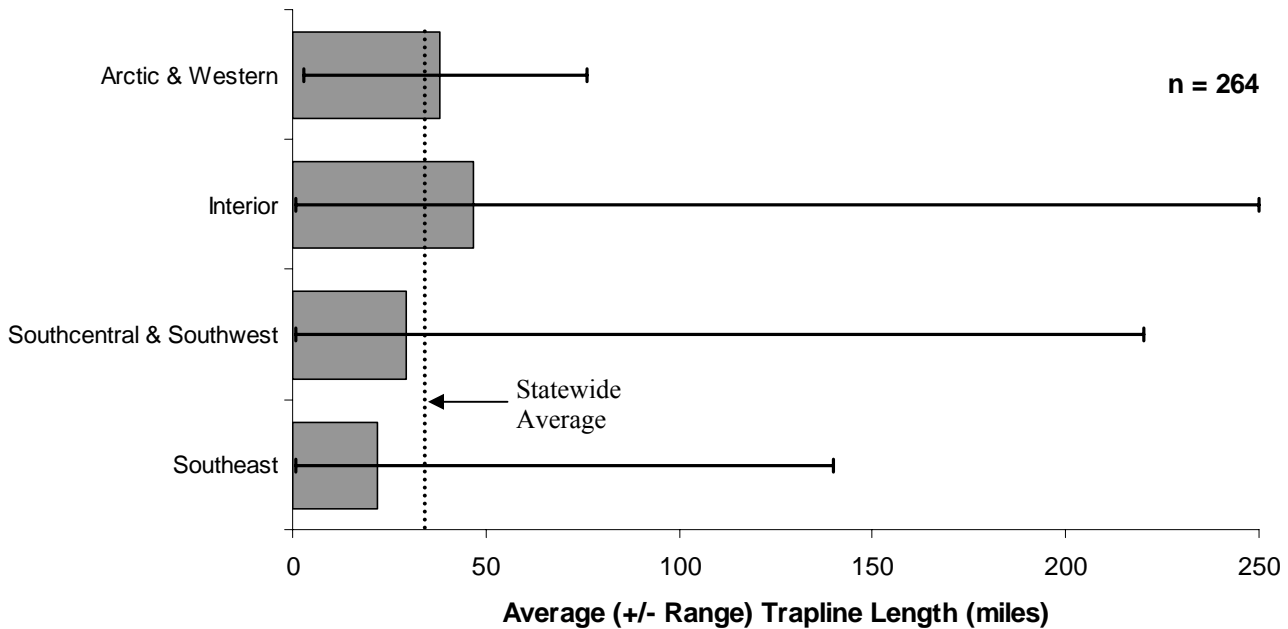


# Trapper Effort

## How long was your main trapline?

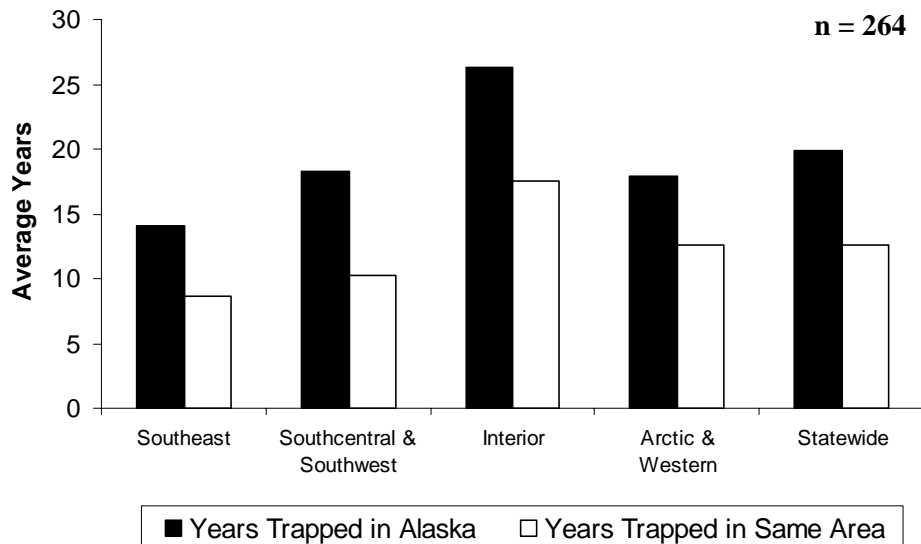
Trapline lengths were highly variable both within and among regions. On average, traplines were longest in the Interior and shortest in Southeast. Arctic & Western traplines were almost as long on average as those in the Interior, but the longest Arctic & Western trapline (76 miles) was less than half the length of the longest Interior trapline (250 miles).

**Length of Main Trapline During 2004-05 Trapping Season**



## How many years have you been trapping in the same area?

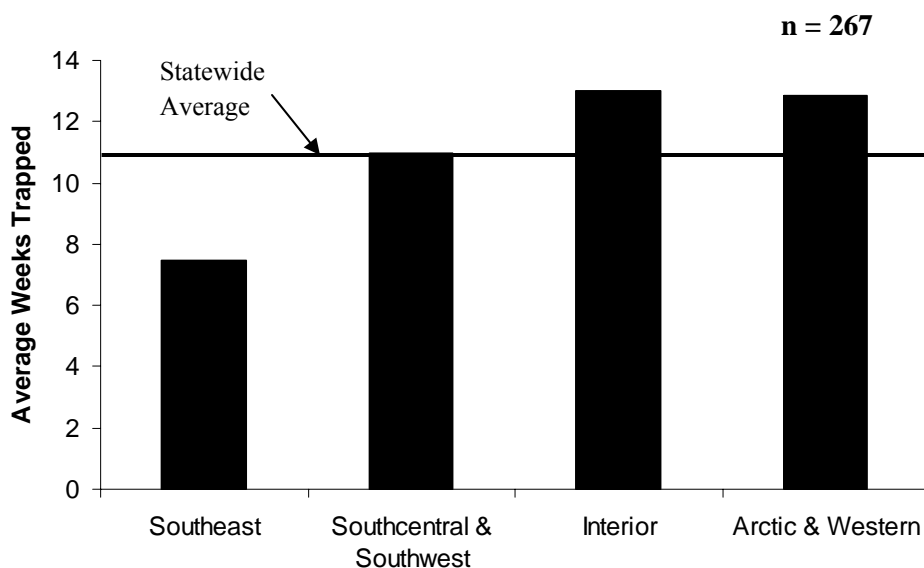
The number of years on average that a trapper has trapped in the same area is related to the number of years spent trapping in Alaska. Statewide, trappers have been trapping in the same area for 13 of the 20 years they have trapped in Alaska.





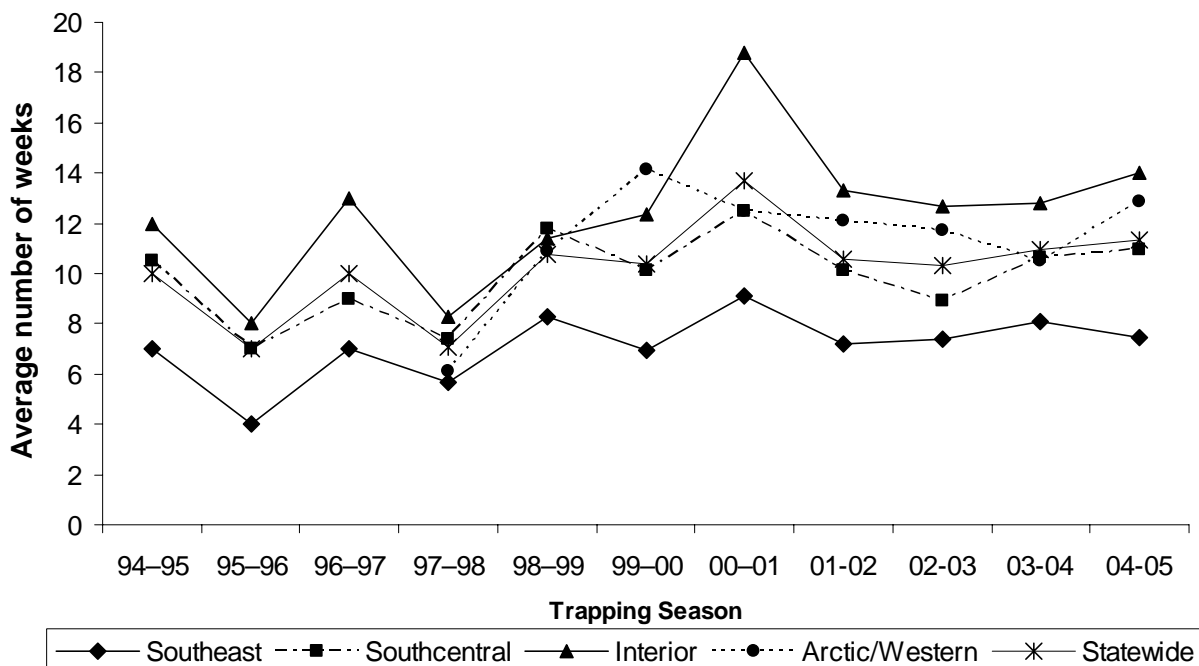
## How many weeks did you trap during the 2004–2005 season?

Trappers during the 2004-05 season trapped for an average of 11 weeks, almost identical to last year's average of 10.9 weeks. Trappers in the Interior and Arctic & Western regions trapped almost twice as long as trappers in Southeast (13 vs. 7.5 weeks).



The average number of weeks trapped dropped following a peak during the 2000-01 season and has remained fairly stable since, increasing in each of the regions by less than 1 week between 2001-02 and 2004-05.

### Trends in Average Number of Weeks Trapped



## How many sets did you make on your trapline?

More than half of trappers in all regions made  $\leq 50$  sets on their traplines. Trappers in the Interior made the most sets, with 29% of trappers making  $>100$  sets and 4% making  $>300$  sets. None of the trappers in the Arctic & Western region made  $>200$  sets. Overall, Southeast and Arctic & Western trappers made the fewest sets, with 95% of trappers making  $\leq 100$  sets on their trapline.

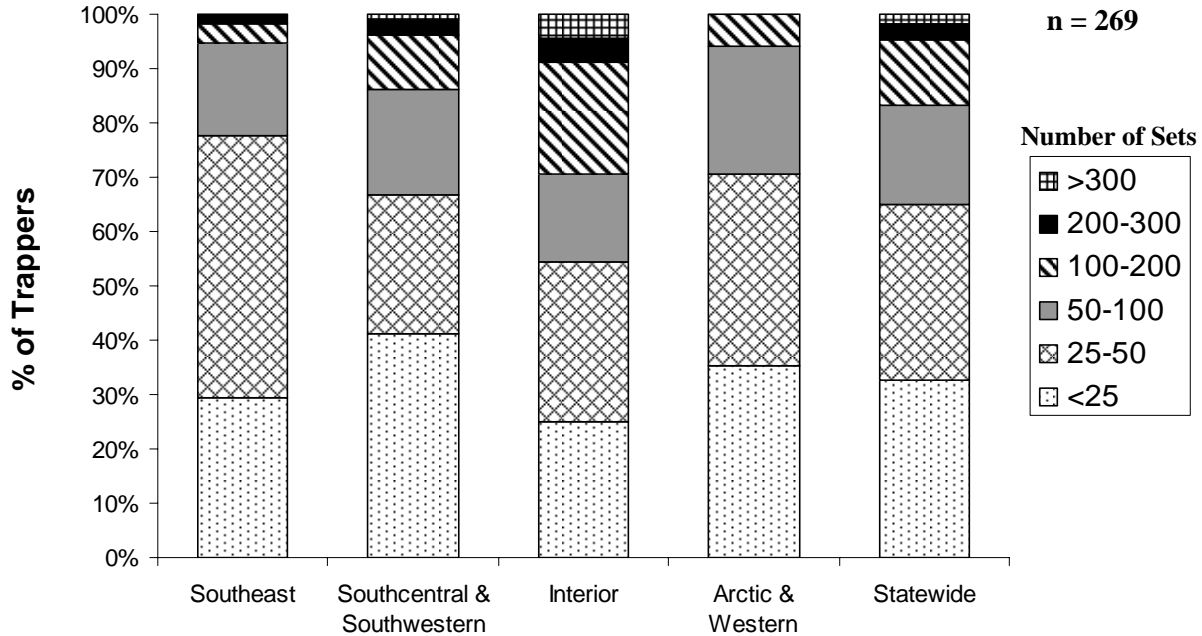
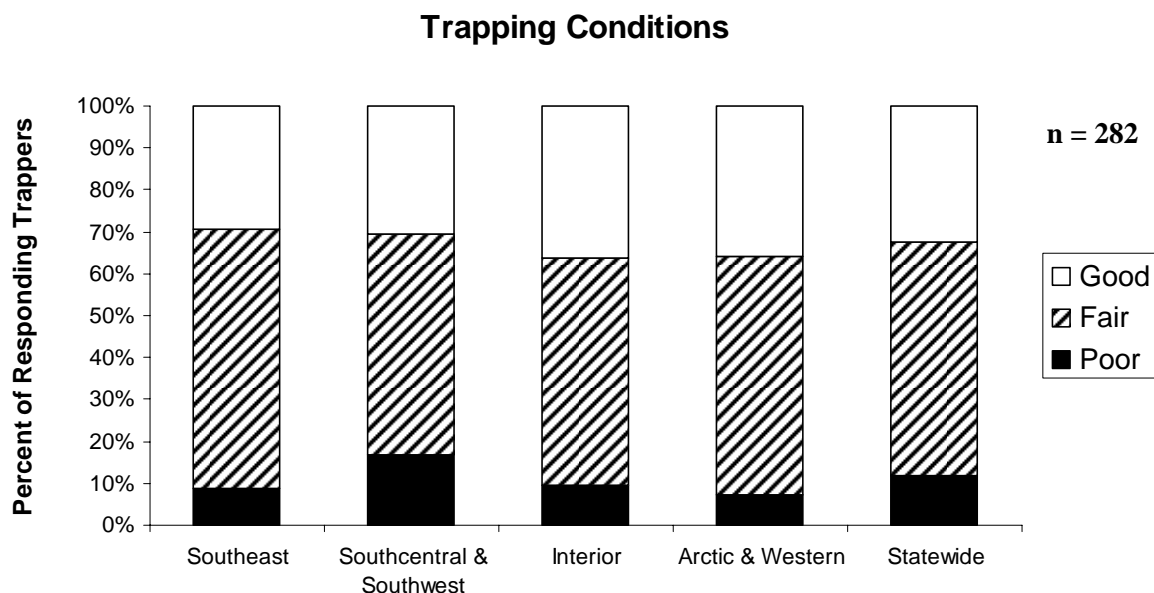


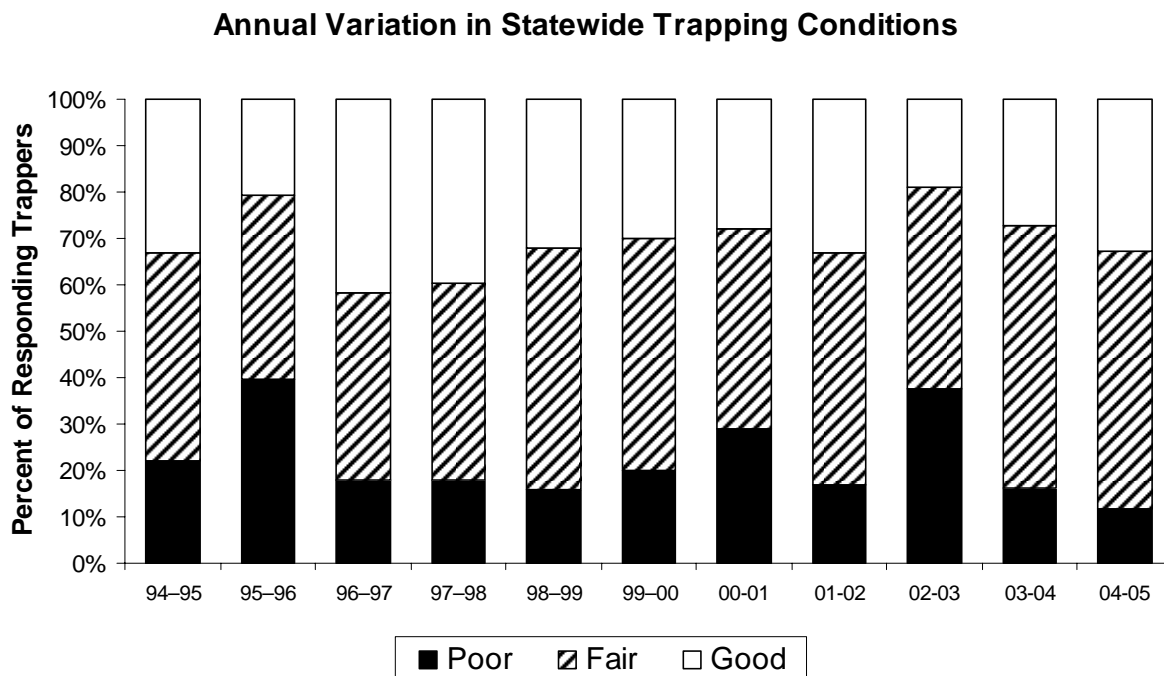
Photo by Alaska Trapper's Association

## How were the trapping conditions on your trapline?

Trappers statewide reported fair—good conditions this year. A higher percentage of trappers in the Interior and Arctic & Western regions reported good conditions, whereas more trappers in Southcentral & Southwest experienced poor conditions than elsewhere in the state.

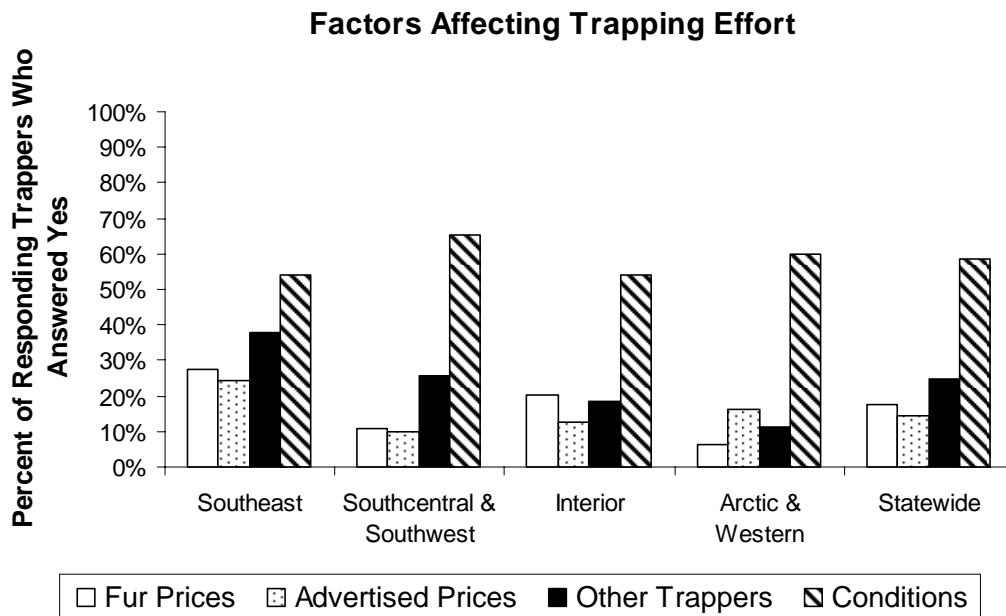


Trappers reported better conditions this year than last year, with 33% vs. 27% reporting good conditions and only 12% reporting poor conditions vs. 16% last year. This year the percent of trappers reporting poor conditions was the lowest since this information was first tabulated in 1994-95.



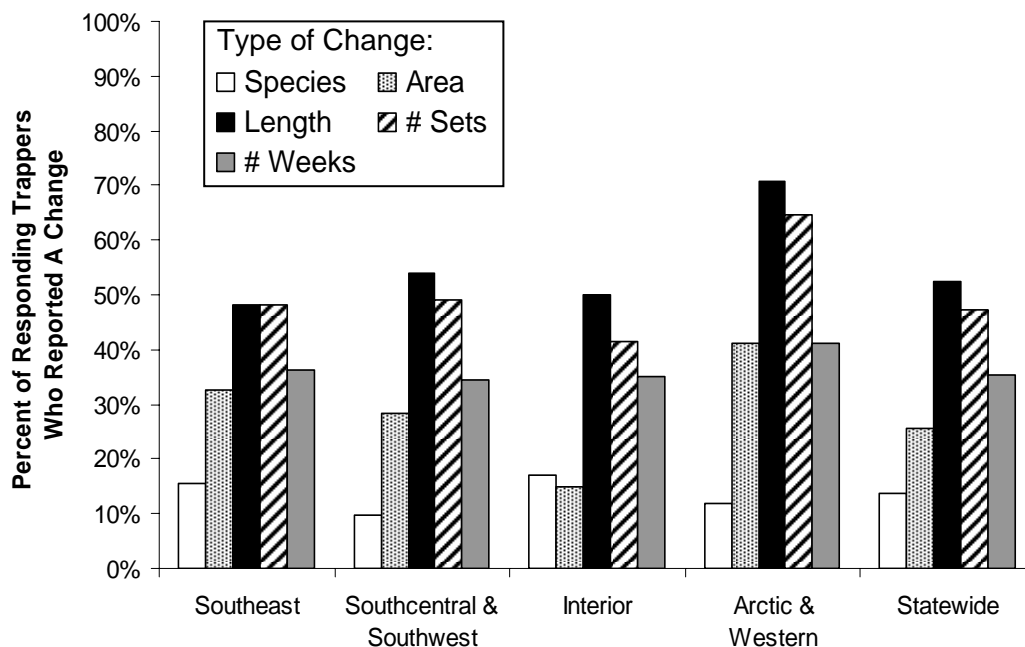
## What factors affected your trapping effort during the 2004-05 season?

Trapping conditions were the most important factor affecting trapping effort during the 2004-05 season (this percent was tabulated from trapper comments about conditions). Other trappers also affected effort, particularly in Southeast Alaska. Fur prices and other trappers affected effort of fewer than 1/4 of trappers in the other 3 regions.



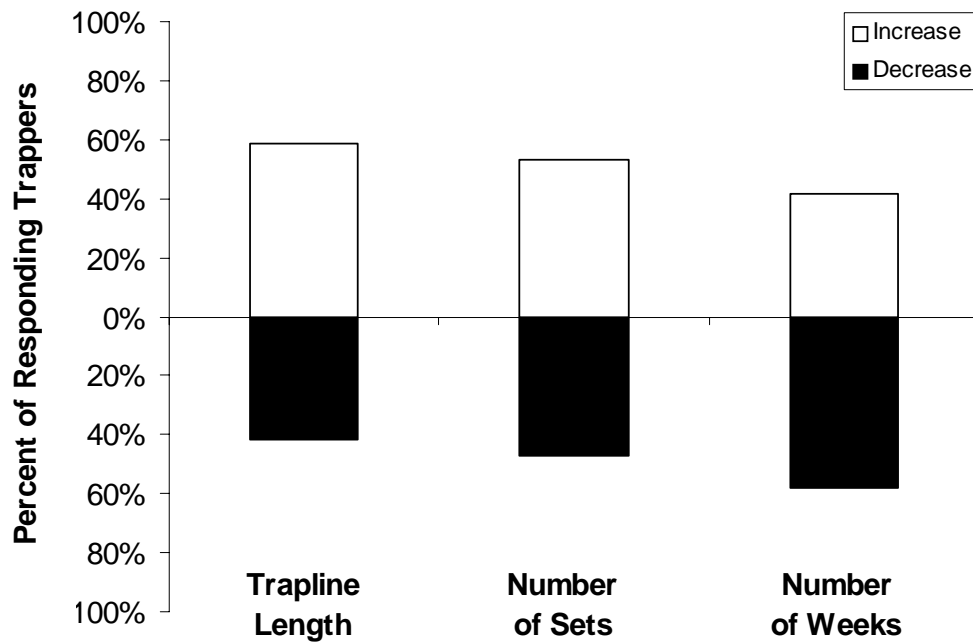
## How did you change your trapping effort this season?

Trappers in all regions changed their trapping effort in similar ways. Changing trapline length and the number of sets were the most common changes, followed by changing the number of weeks trapped and changing areas. Fewer than 20% of trappers chose to target a different species.



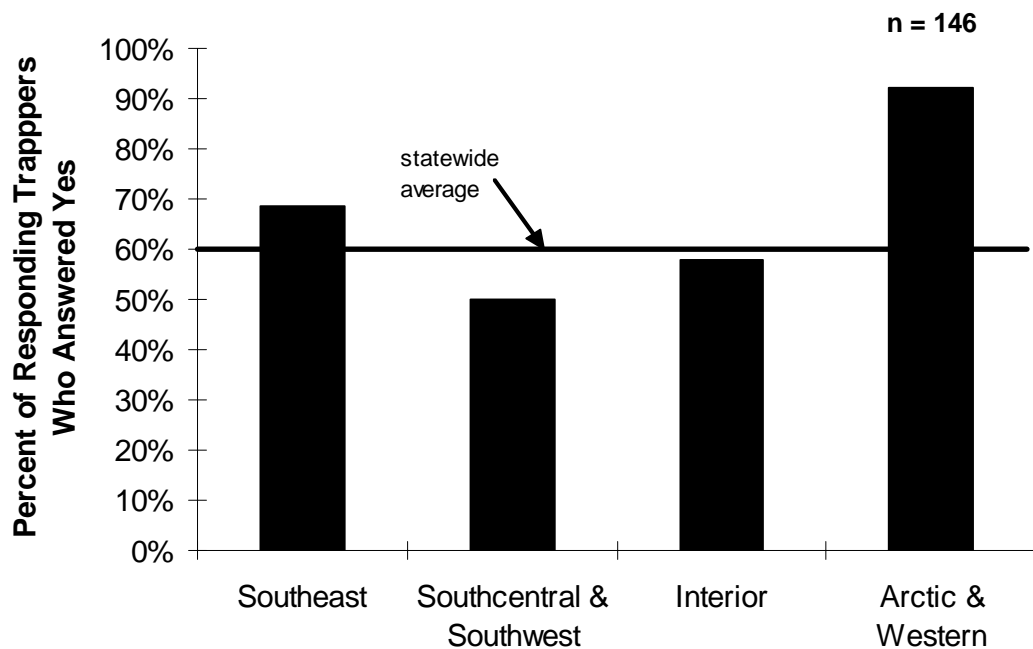
## Did you increase or decrease your trapping effort?

Trappers who increased their effort did so primarily by lengthening their trapline and increasing the number of sets they made. By contrast, 60% of trappers decreased their effort by reducing the number of weeks they trapped.



## Did increasing your trapping effort result in a higher catch?

In all regions, at least half of responding trappers reported that increasing effort resulted in a higher catch. Arctic & Western trappers had the greatest success, with 92% of trappers in this region reporting a higher catch.



## Target Species and Disposition of Furs

### What was the most important species you were trying to catch?

This first table shows how each species ranked in order of importance by region, with 1 being most important species and 13 being the least important. Repeats of a number indicate that one or more species tied for that rank. Marten was once again the most important species statewide. Marten was the most important species for every region except for the Arctic & Western region, where wolverine ranked highest. Wolves ranked 2 or 3 in every region and river otter also ranked in the top 3 everywhere except the Interior.

| Species         | Statewide | Southeast | Southcentral & Southwest | Interior | Arctic & Western |
|-----------------|-----------|-----------|--------------------------|----------|------------------|
| Marten          | 1         | 1         | 1                        | 1        | 6                |
| Wolf            | 2         | 3         | 3                        | 2        | 2                |
| River Otter     | 3         | 2         | 2                        | 8        | 3                |
| Wolverine       | 4         | 6         | 4                        | 4        | 1                |
| Beaver          | 5         | 5         | 5                        | 5        | 5                |
| Lynx            | 6         | 9         | 7                        | 3        | 4                |
| Fox             | 7         | 9         | 5                        | 6        | 7                |
| Mink            | 8         | 4         | 8                        | 9        | 8                |
| Coyote          | 9         | 9         | 9                        | 7        | 10               |
| Ermine (Weasel) | 10        | 7         | 10                       | 13       | 9                |
| Red Fox         | 11        | 7         | 11                       | 10       | 10               |
| Muskrat         | 12        | 9         | 12                       | 10       | 10               |
| Red Squirrel    | 13        | 9         | 13                       | 10       | 10               |

This table gives the percentage of trappers in each region who listed that particular species as one of the three most important species they were trying to target.

| Species         | Statewide | Southeast | Southcentral & Southwest | Interior | Arctic & Western |
|-----------------|-----------|-----------|--------------------------|----------|------------------|
| Marten          | 23%       | 33%       | 18%                      | 28%      | 9%               |
| Wolf            | 16%       | 14%       | 13%                      | 21%      | 18%              |
| River Otter     | 13%       | 25%       | 14%                      | 3%       | 17%              |
| Wolverine       | 11%       | 6%        | 11%                      | 11%      | 20%              |
| Beaver          | 10%       | 8%        | 10%                      | 9%       | 12%              |
| Lynx            | 10%       | 0%        | 8%                       | 15%      | 15%              |
| Fox             | 7%        | 0%        | 10%                      | 6%       | 5%               |
| Mink            | 6%        | 13%       | 6%                       | 2%       | 2%               |
| Coyote          | 3%        | 0%        | 5%                       | 4%       | 0%               |
| Ermine (Weasel) | 1%        | 1%        | 2%                       | 0%       | 1%               |
| Red Fox         | 1%        | 1%        | 2%                       | 0%       | 0%               |
| Muskrat         | 0%        | 0%        | 0%                       | 0%       | 0%               |
| Red Squirrel    | 0%        | 0%        | 0%                       | 0%       | 0%               |

## Did you keep or sell most of your furs?

More than half of trappers in all regions except Southcentral & Southwest chose to sell their furs.

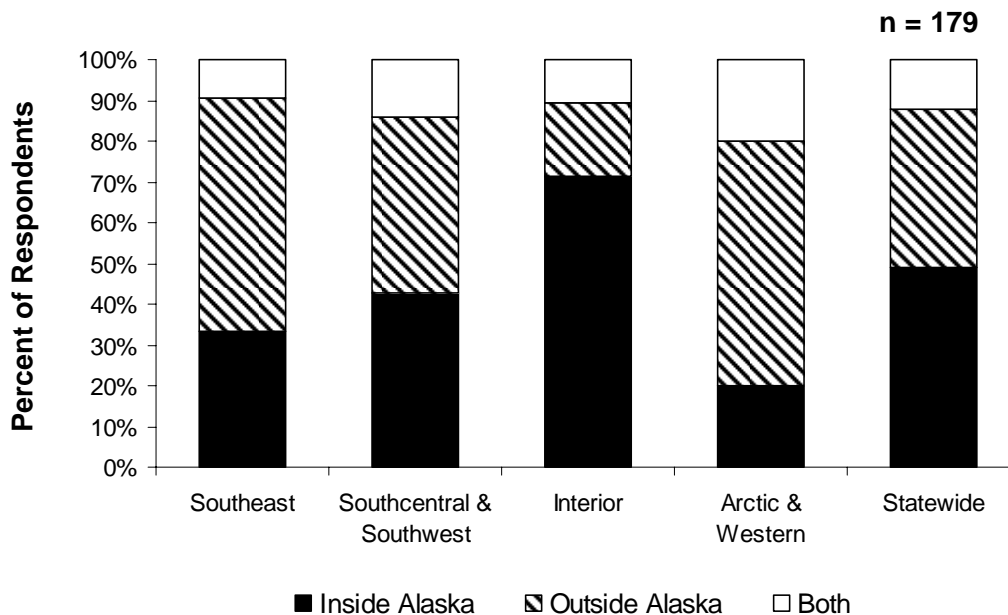
### Disposition of Furs by Alaska Trappers



## Did you sell to a fur buyer inside or outside of Alaska?

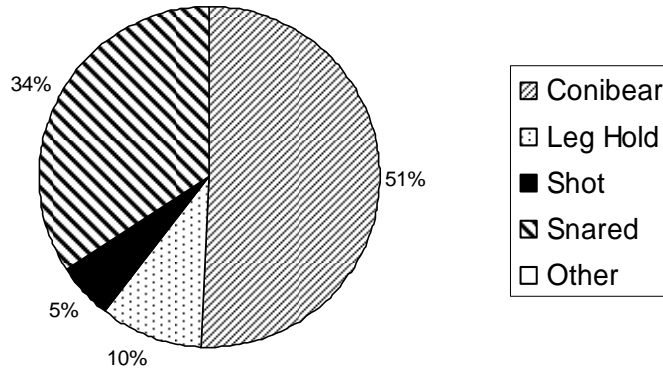
Most Interior trappers (71%) sold to fur buyers inside Alaska, whereas most Southeast (57%) and Arctic & Western (60%) trappers sold to fur buyers outside the state. Trappers in Southcentral & Southwest split their sales almost evenly.

### Location of Fur Buyers

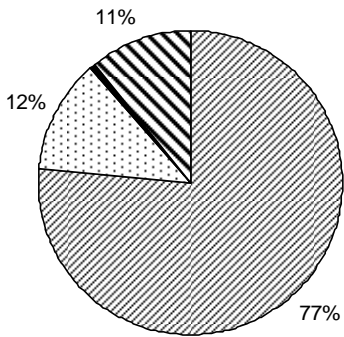


# Beaver Harvest Methods

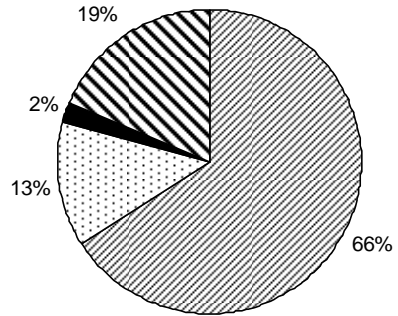
**Statewide**



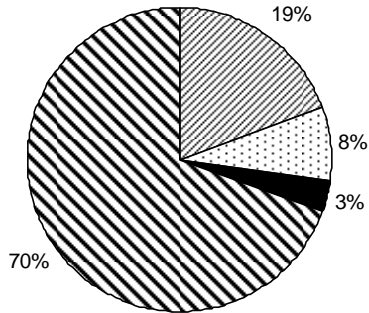
**Southeast**



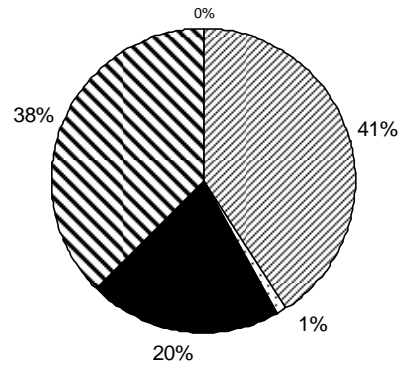
**Southcentral & Southwest**



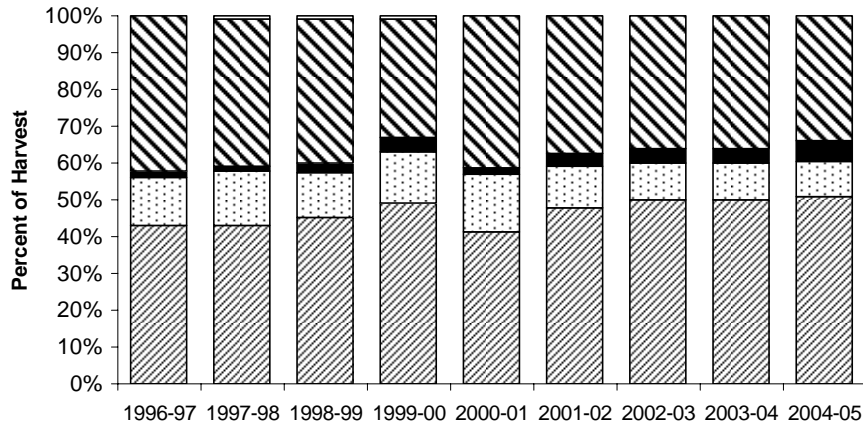
**Interior**



**Arctic & Western**

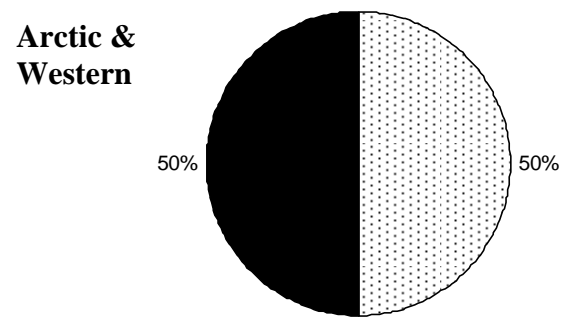
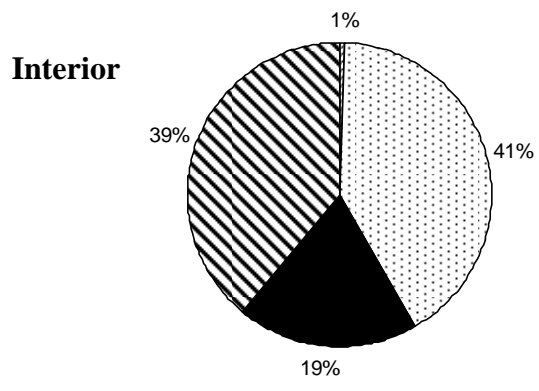
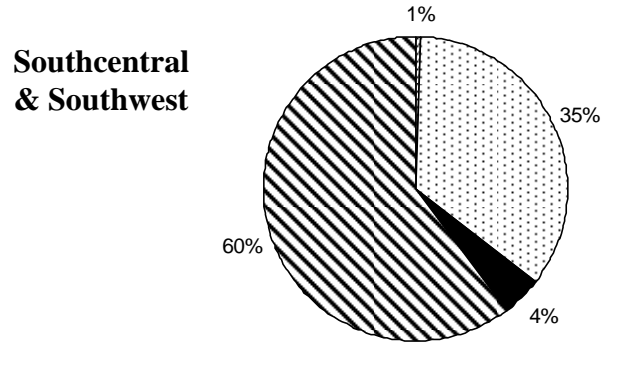
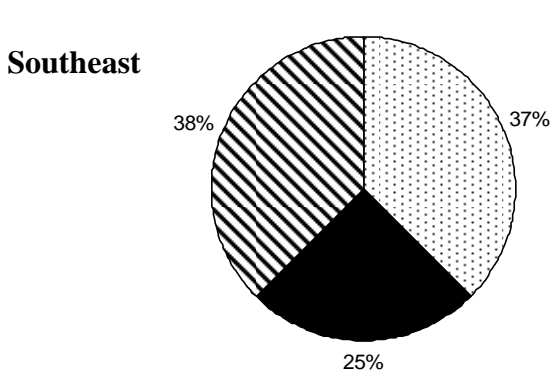
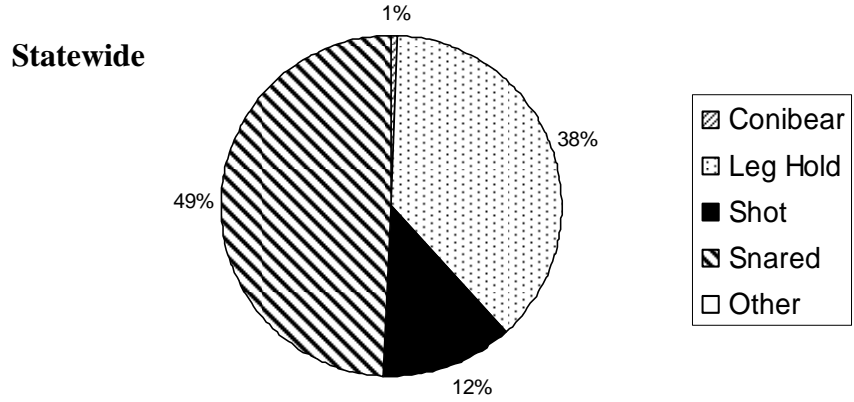


**Statewide Trends in Harvest Methods**

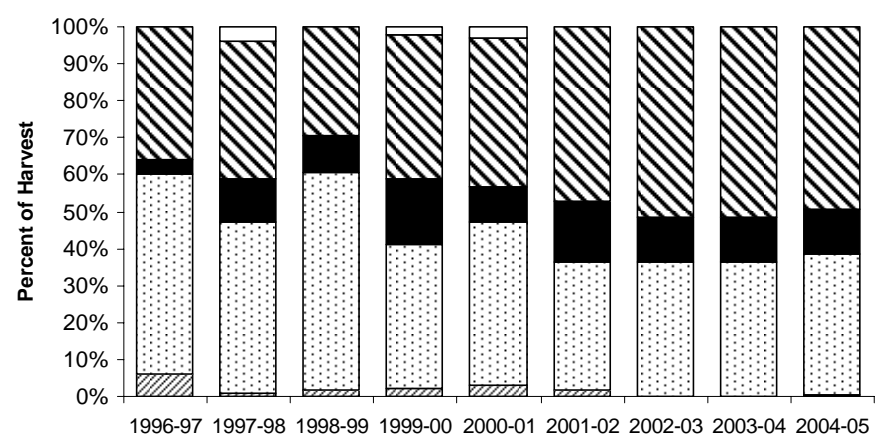




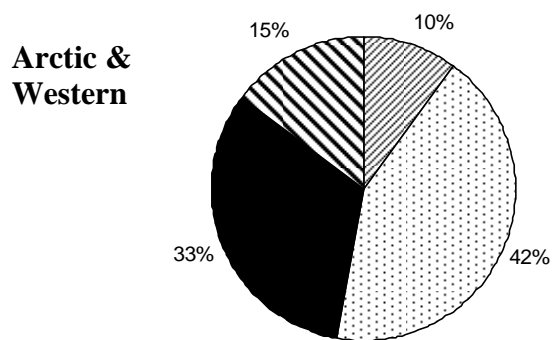
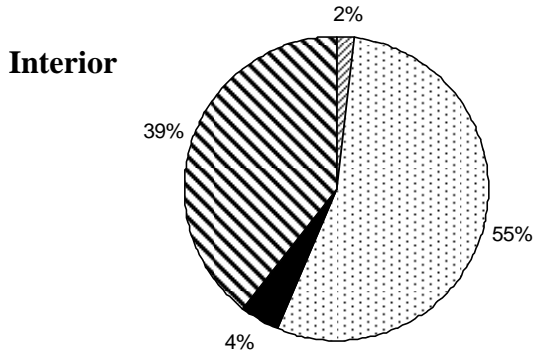
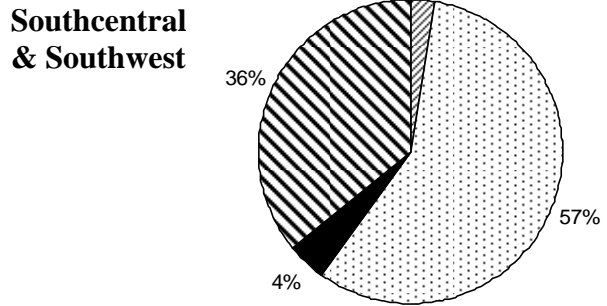
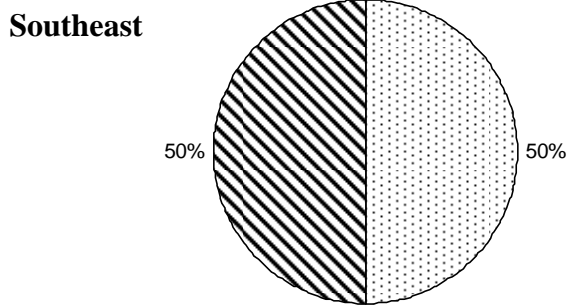
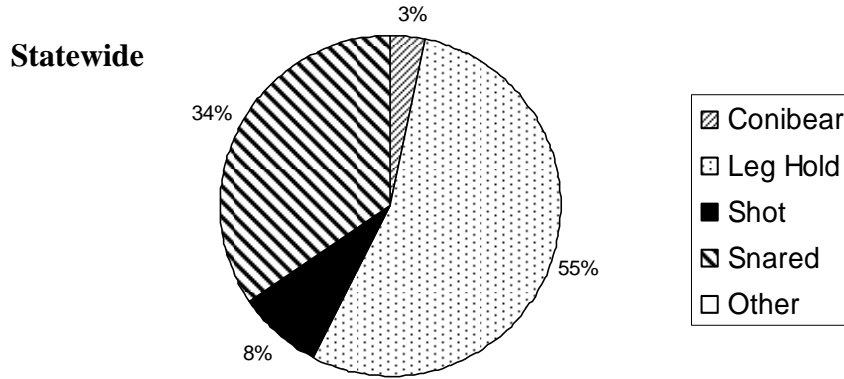
# Coyote Harvest Methods



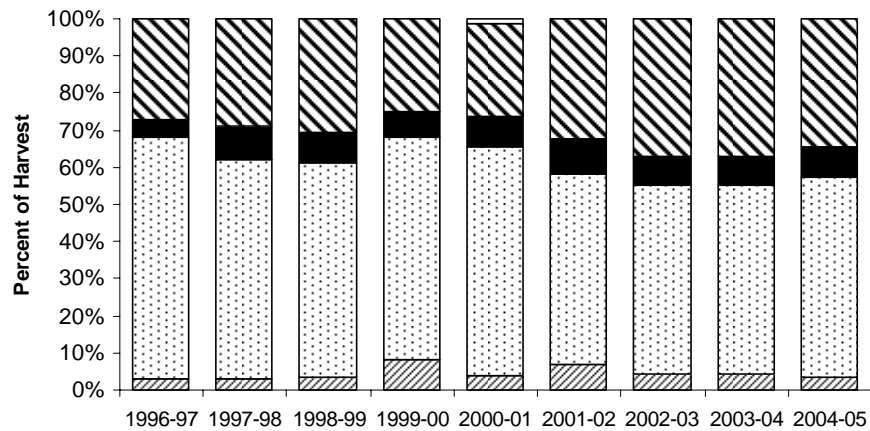
## Statewide Trends in Harvest Methods



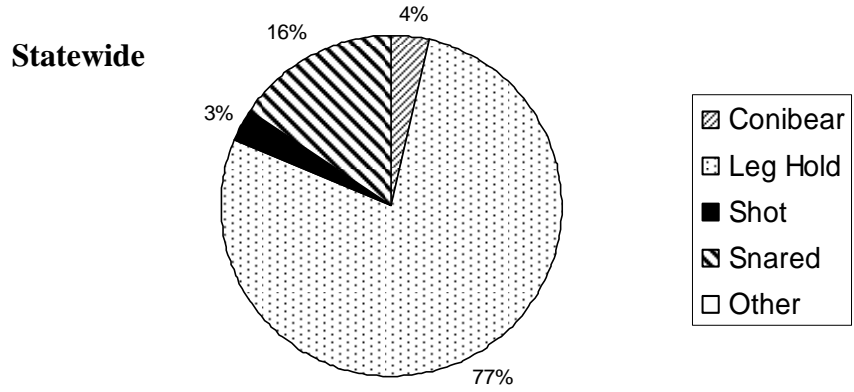
# Fox Harvest Methods



## Statewide Trends in Harvest Methods



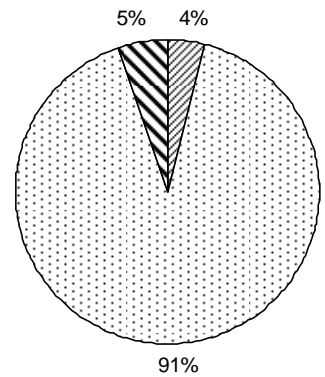
# Lynx Harvest Methods



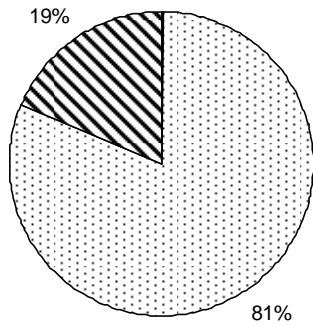
**Southeast**



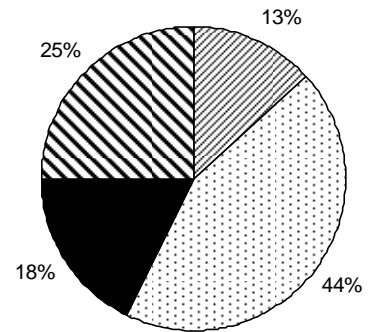
**Southcentral & Southwest**



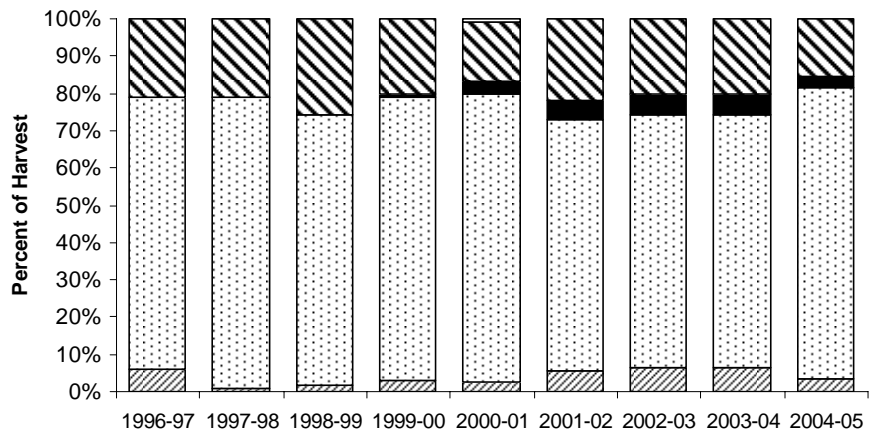
**Interior**



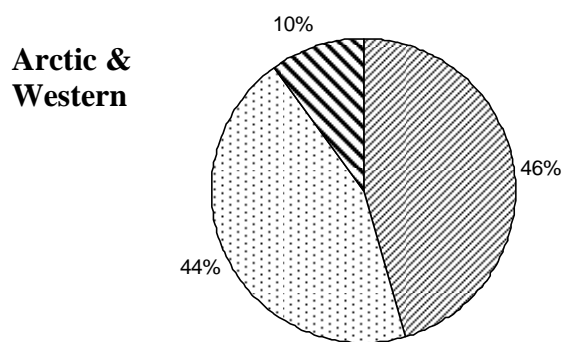
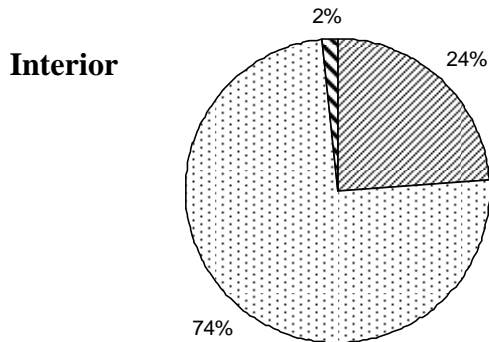
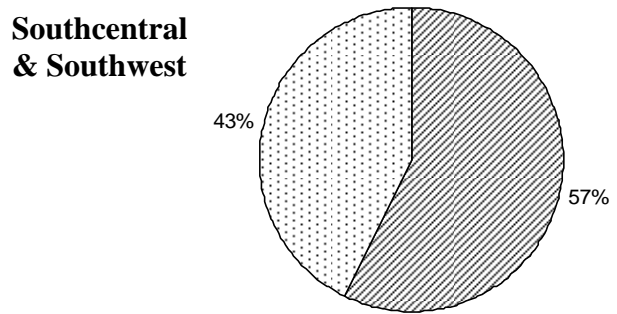
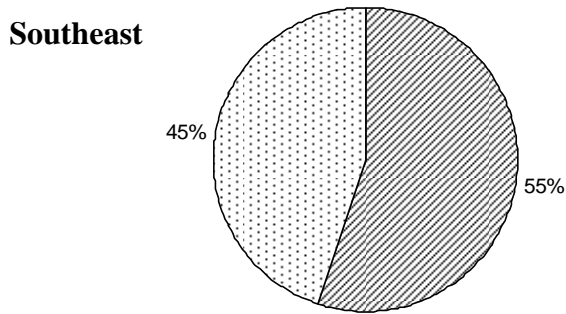
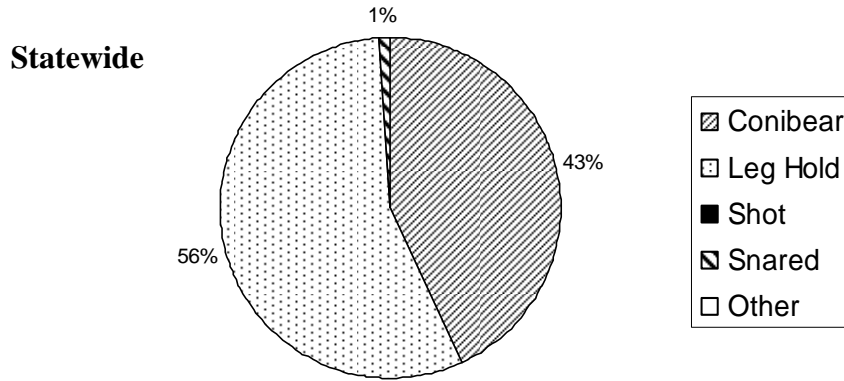
**Arctic & Western**



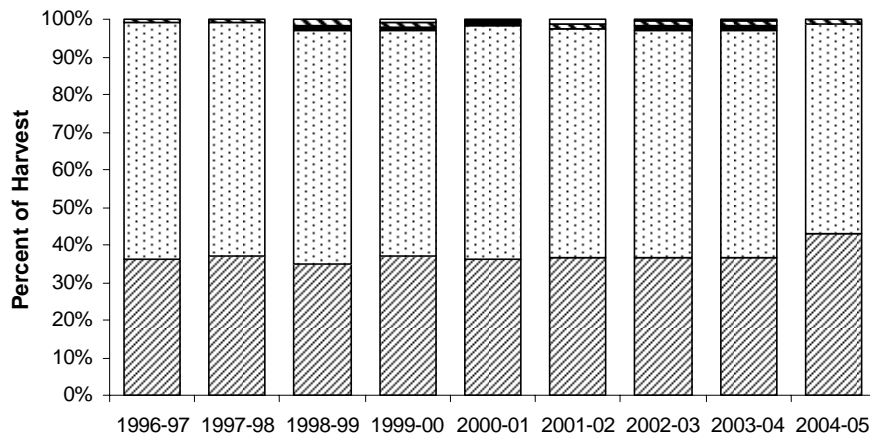
**Statewide Trends in Harvest Methods**



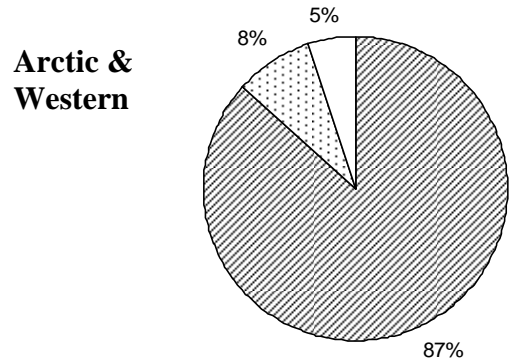
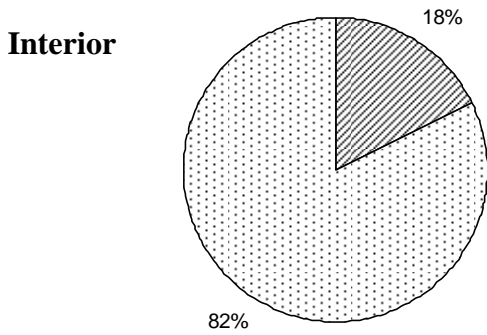
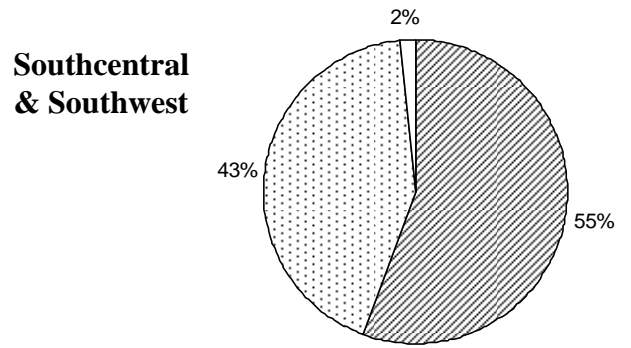
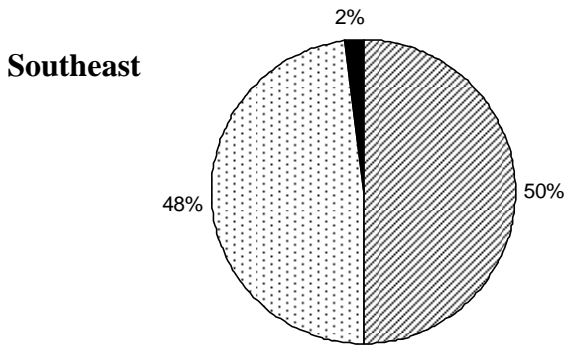
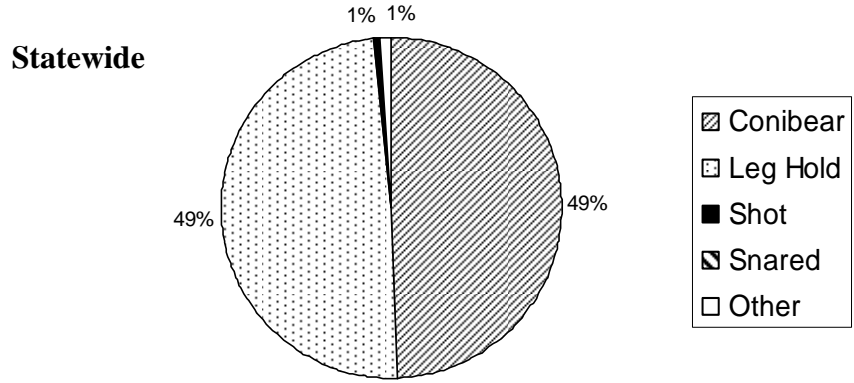
# Marten Harvest Methods



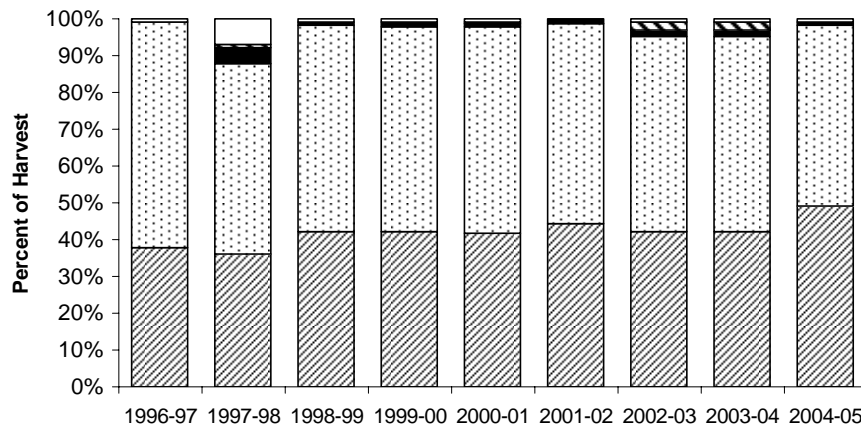
## Statewide Trends in Harvest Methods



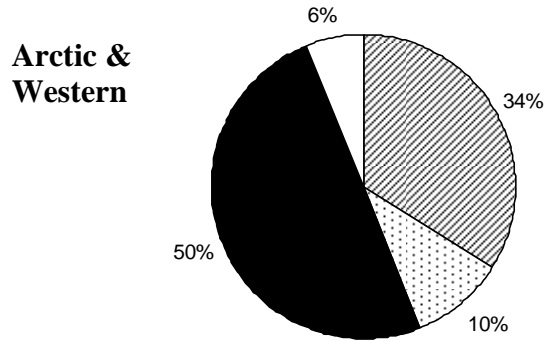
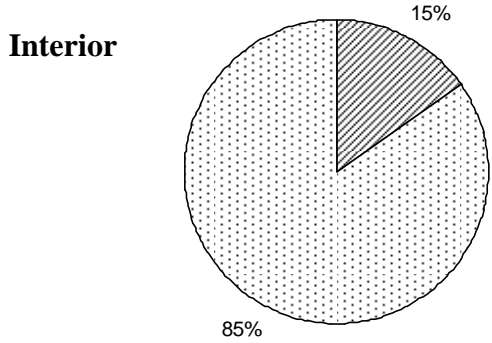
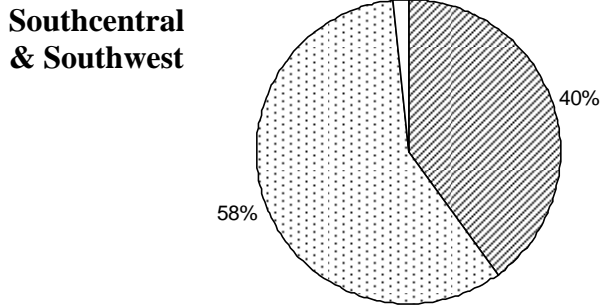
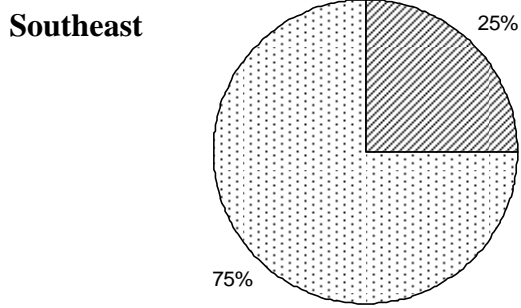
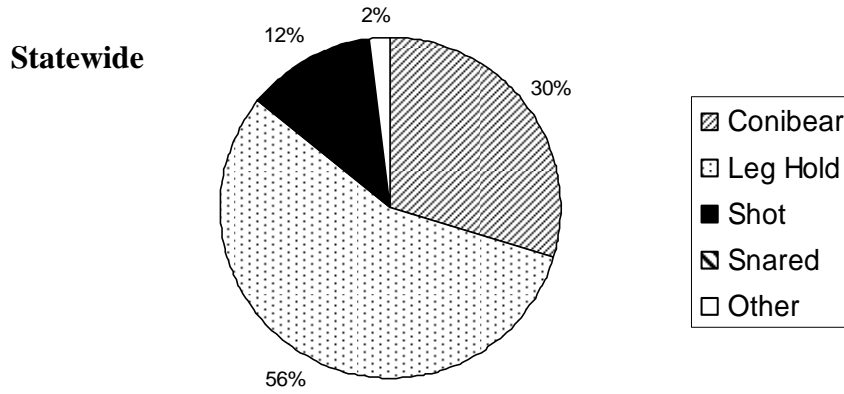
# Mink Harvest Methods



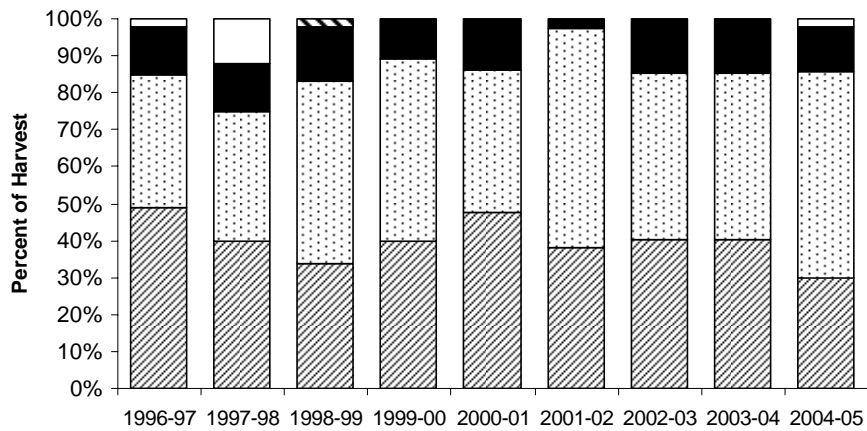
## Statewide Trends in Harvest Methods



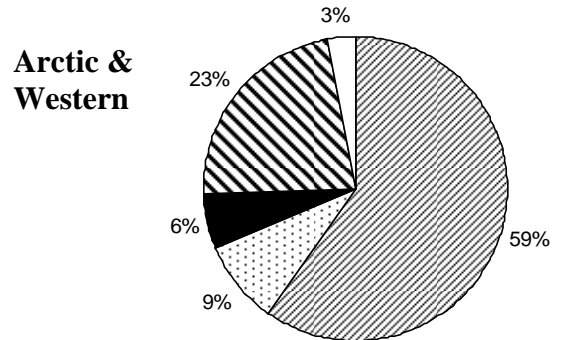
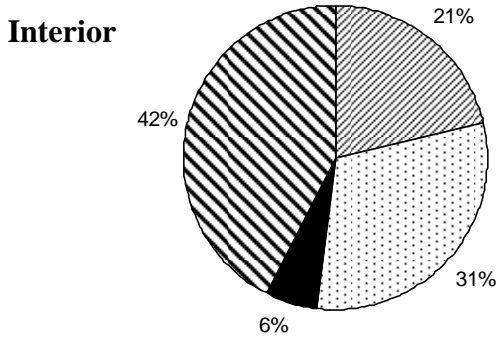
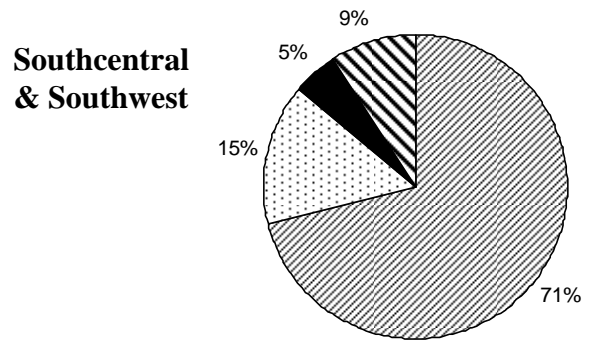
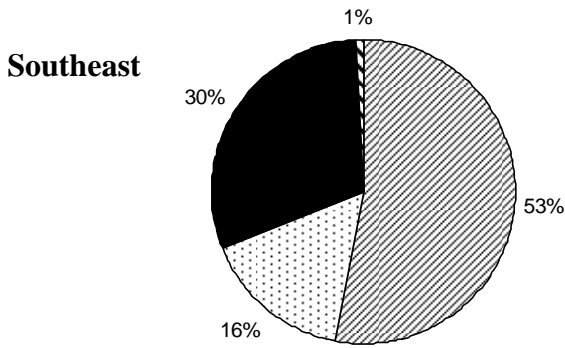
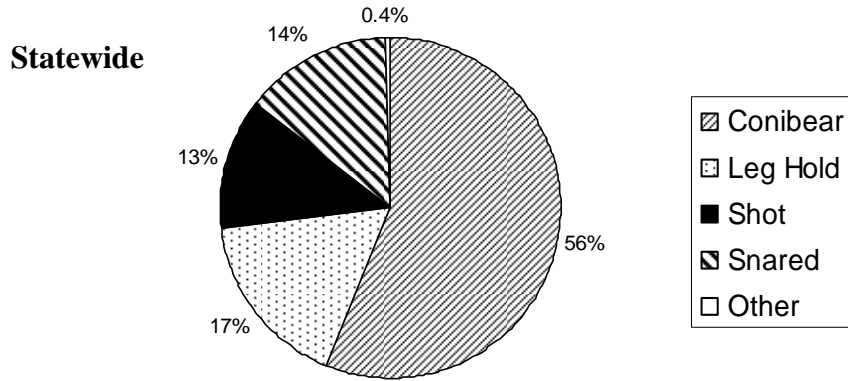
# Muskrat Harvest Methods



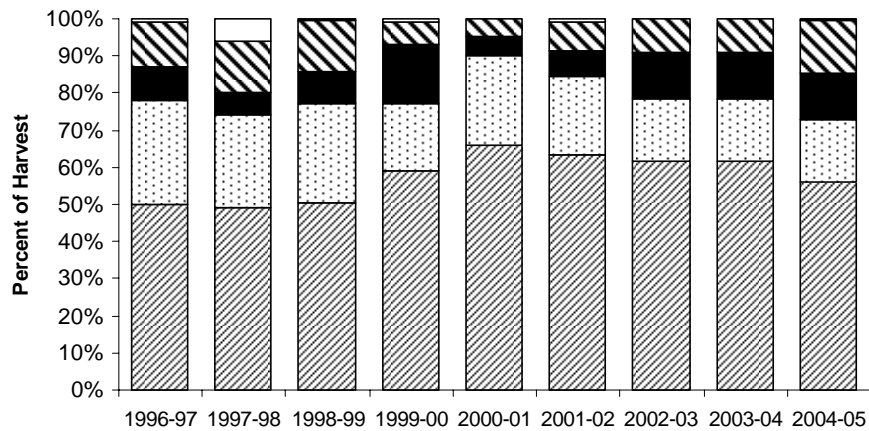
## Statewide Trends in Harvest Methods



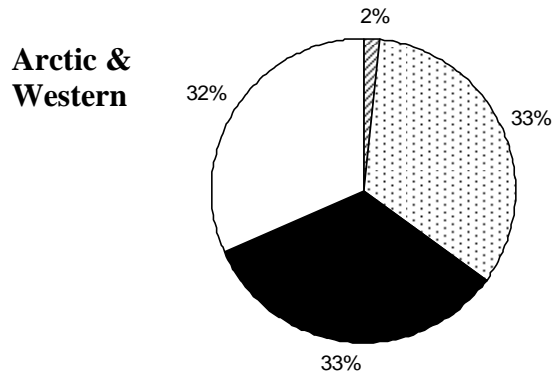
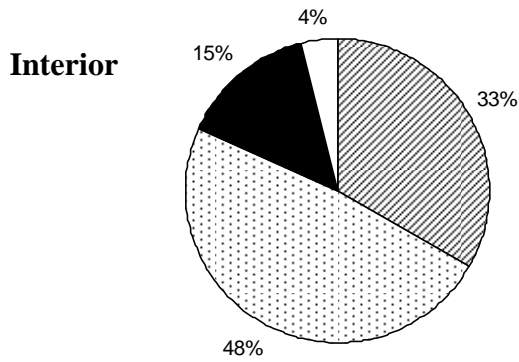
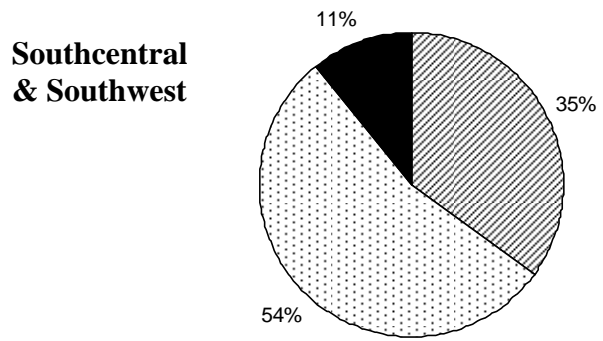
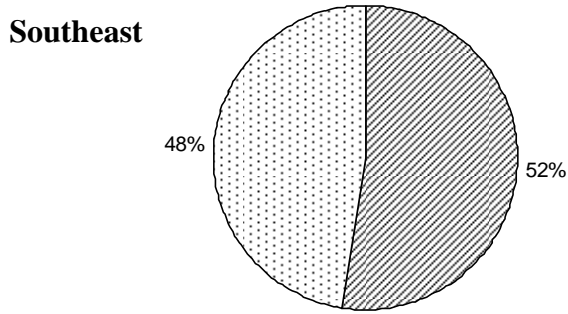
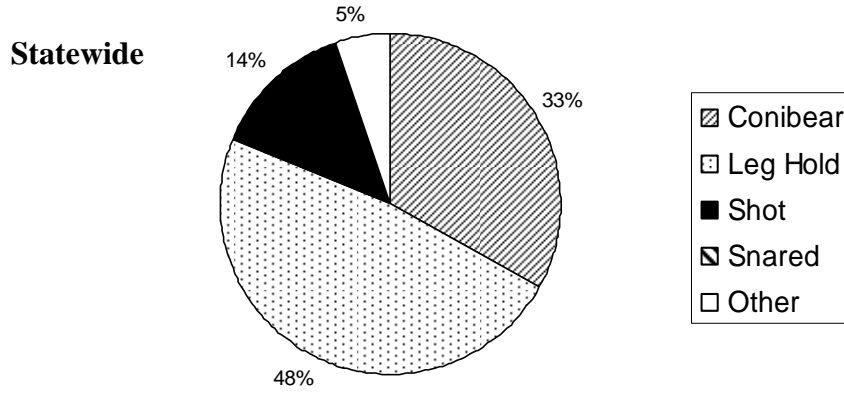
# River Otter Harvest Methods



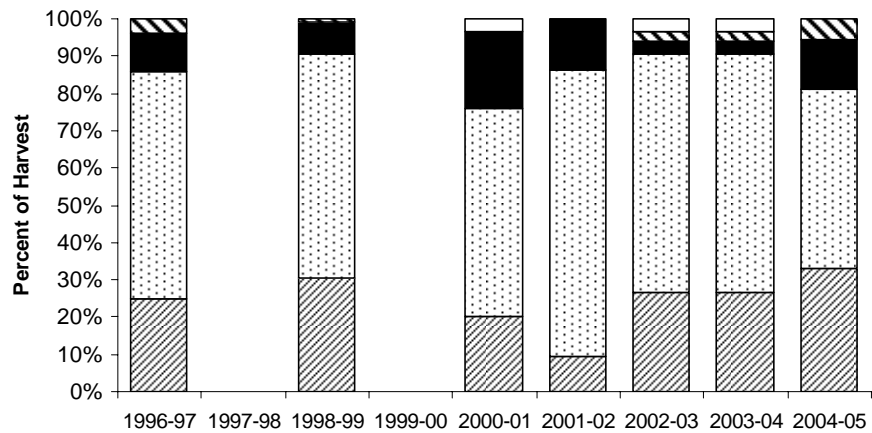
## Statewide Trends in Harvest Methods



# Squirrel Harvest Methods

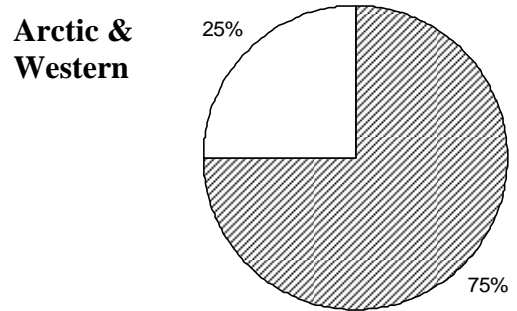
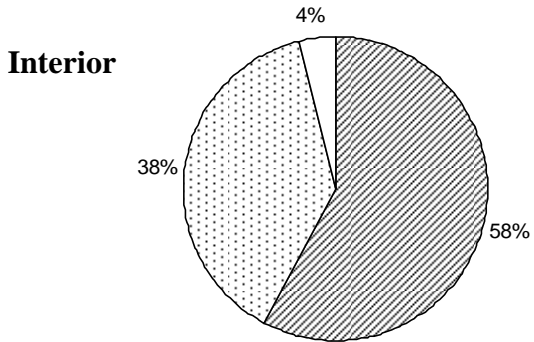
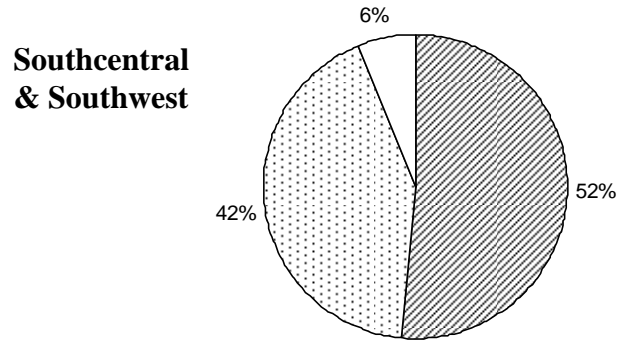
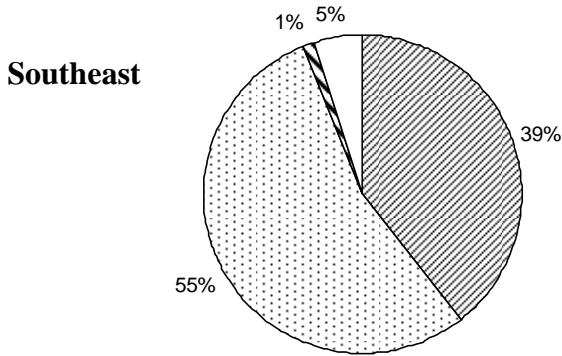
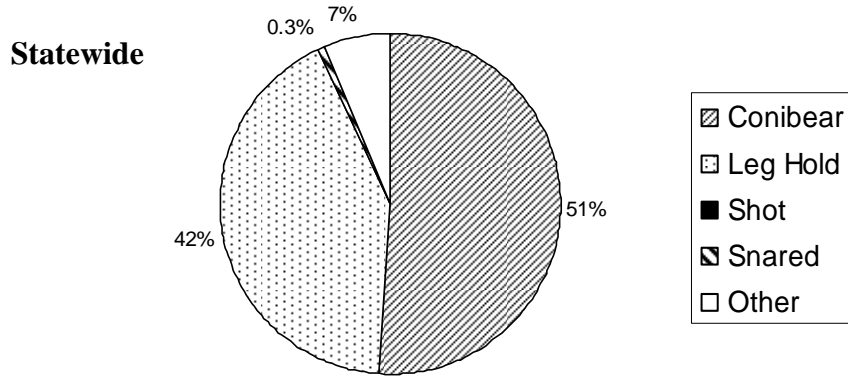


## Statewide Trends in Harvest Methods

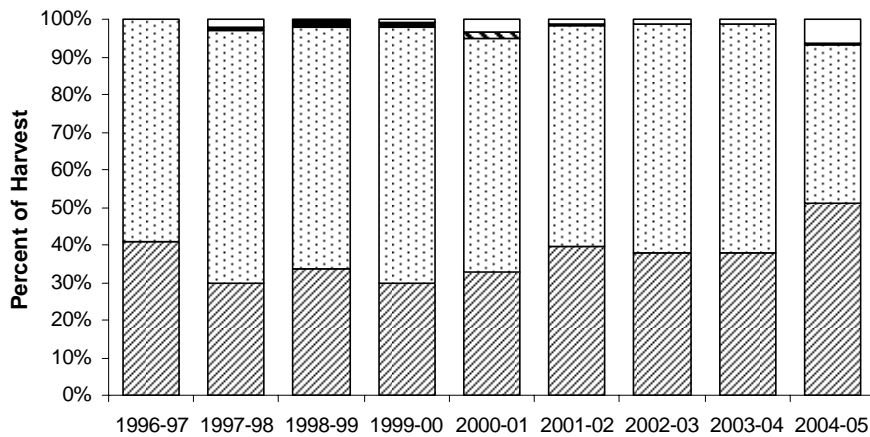




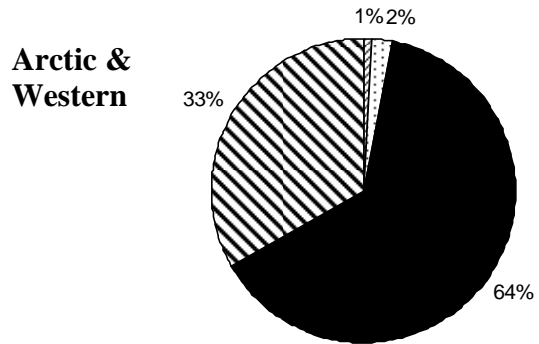
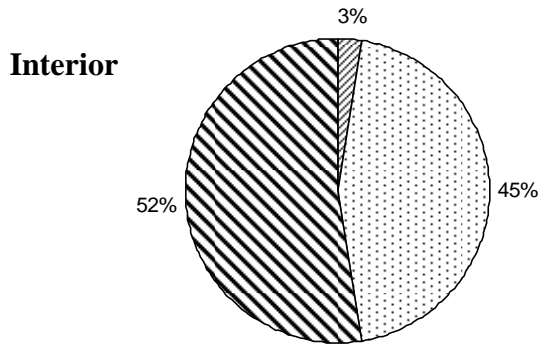
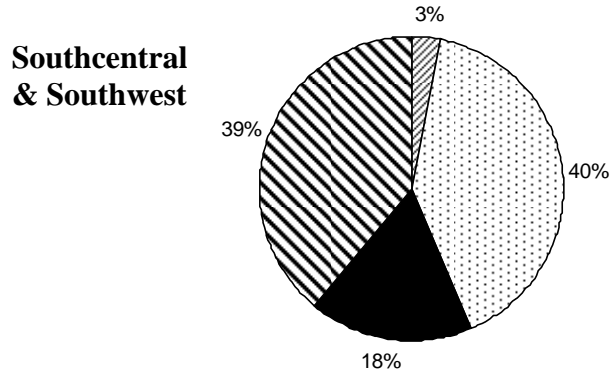
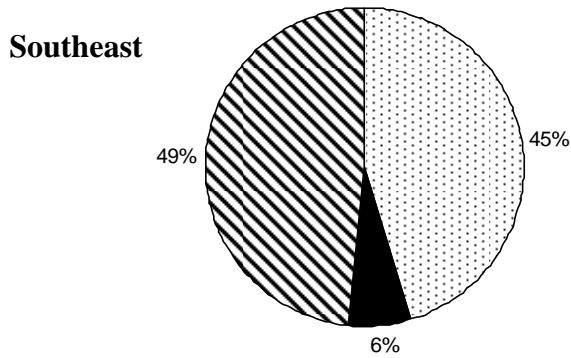
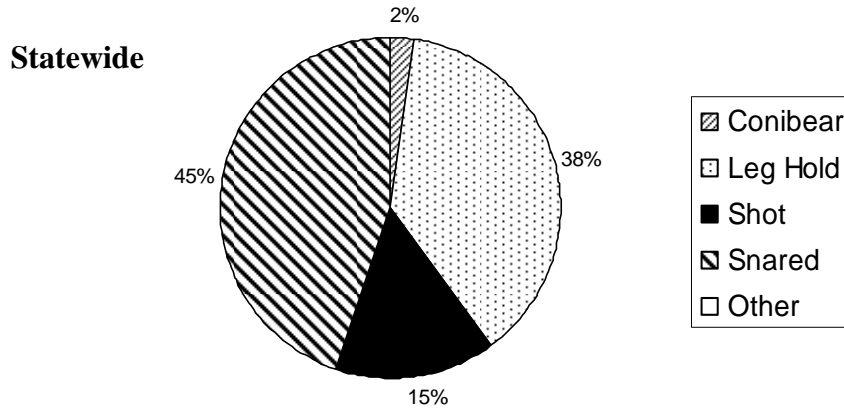
# Weasel (Ermine) Harvest Methods



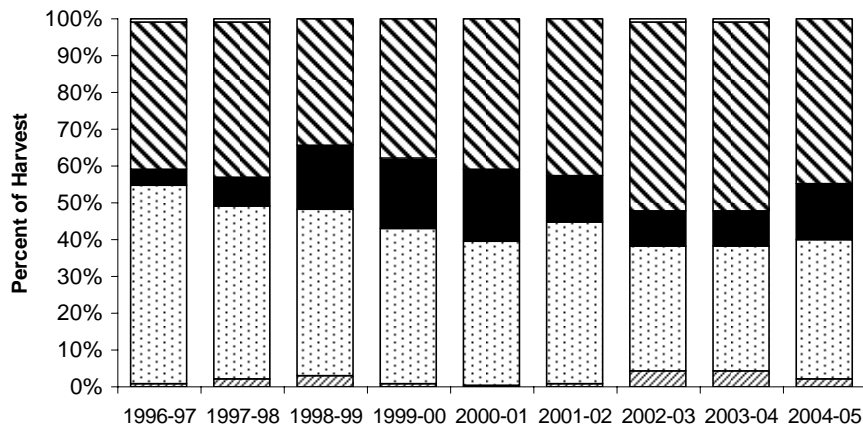
## Statewide Trends in Harvest Methods



# Wolf Harvest Methods

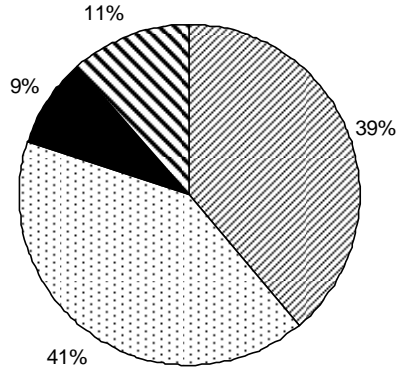


## Statewide Trends in Harvest Methods

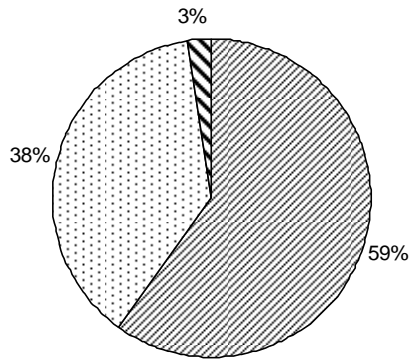


# Wolverine Harvest Methods

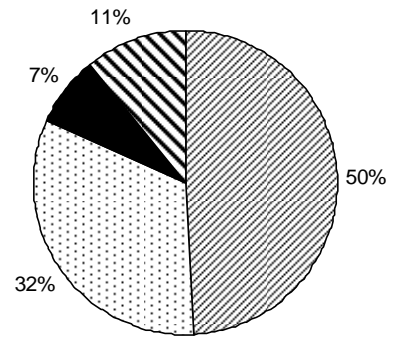
**Statewide**



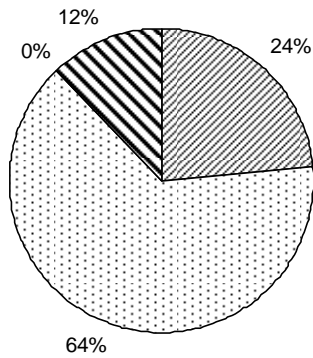
**Southeast**



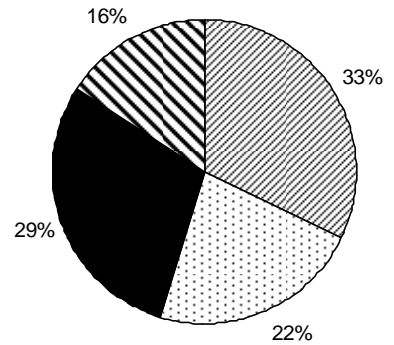
**Southcentral & Southwest**



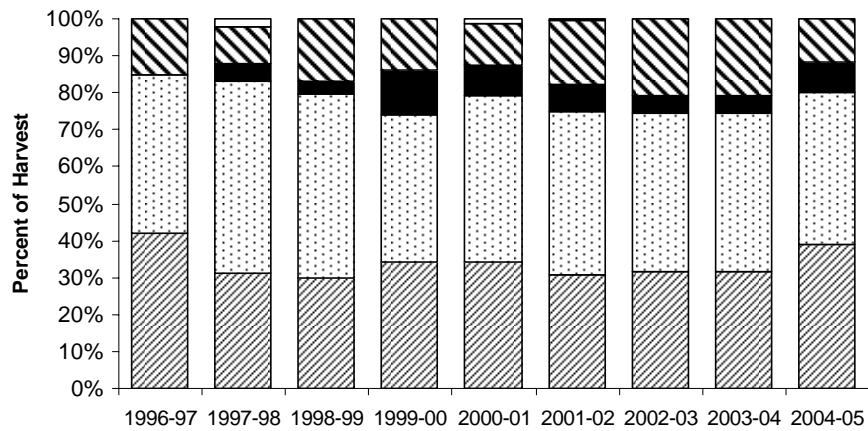
**Interior**



**Arctic & Western**



**Statewide Trends in Harvest Methods**



## SPECIES RELATIVE ABUNDANCE AND POPULATION TRENDS

The species relative abundance index is based on work done with snowshoe hares in Alberta, Canada by Lloyd Keith and Christopher Brand. They compared the responses to a trapper questionnaire with their estimates of hare densities based on their own fieldwork and found there was a good relationship between these two measures. They developed an index for the responses received from trappers on the questionnaire. A numerical value was assigned to each of three responses: 1 = scarce, 2 = common, and 3 = abundant. The value of the abundance index was derived from a mathematical equation that expresses the cumulative response value of trappers in a given region as a percentage of the range of possible values:

$$I = \left[ \left( \sum_{i=1}^n R_i - n \right) / 2n \right] \times 100$$

Where  $I$  = abundance index

$R$  = numerical value (1 = scarce, 2 = common, 3 = abundant)

$n$  = number of trappers reporting

The abundance index ( $I$ ) ranges from 0% to 100%. Index values of 0–19% indicated animals were scarce, 20–50% indicated animals were common, and values greater than 50% indicated animals were abundant. In the following tables, we converted these values back to the appropriate category: scarce, common, or abundant.

We do not know if the same ranges of percentages are appropriate for animals in Alaska, because they were established for snowshoe hares in Alberta. However, this index does provide a way to generally compare trappers' interpretations of species abundance in a given area over time and can be very helpful when used in conjunction with other abundance indicators and sources of information.

The numerical trend index indicates if trappers felt animals were fewer, the same, or more numerous than they were the previous year. This index is slightly different than the relative abundance index. The trend index was calculated by assigning a 1 if the box for fewer was checked, 2 for same, and 3 for more animals. The average was then calculated for all trappers in an area. Since we don't have another independent measure of trend to compare with as was done for relative abundance, it is necessary to select arbitrary ranges of values to classify the average opinion of trappers in an area. For purposes of this report, an average trend value of <1.67 represents fewer (-), a value >2.33 represents more (+), and intermediate values represent no change (n/c).

Relative Abundance and trend of furbearer populations for Southeast Alaska, 2004-05, as reported by trappers. For trend, + indicates increase, - indicates decrease, and n/c indicates no change.

|                    | Ketchikan, Prince of Wales & Vicinity<br>GMUs 1A, 2 |       | Petersburg, Wrangell, Kupreanof & Vicinity<br>GMUs 1B, 3 |       | Juneau, Douglas, Haines, Yakutat<br>GMUs 1CD, 5 |       | Admiralty, Baranof, Chichagoff Islands<br>GMU 4 |       |
|--------------------|---|-------|--|-------|---|-------|---|-------|
|                    | Relative Abundance                                  | Trend | Relative Abundance                                       | Trend | Relative Abundance                              | Trend | Relative Abundance                              | Trend |
| <b>Furbearers:</b> |   |       |  |       |   |       |   |       |
| Arctic Fox         | not present   |       | not present  |       | not present                                     |       | not present                                     | n/c   |
| Beaver             | abundant  | n/c   | common   | n/c   | common  | n/c   | common  | +     |
| Coyote             | not present   |       | not present  |       | common  | n/c   | not present                                     | n/c   |
| Ermine             | common  | n/c   | common   | n/c   | common  | n/c   | scarce  | n/c   |
| Lynx               | scarce  | -     | not present  |       | scarce  | -     | not present                                     | n/c   |
| Marten             | common  | n/c   | common   | n/c   | common  | n/c   | abundant  | n/c   |
| Mink               | abundant  | n/c   | abundant   | n/c   | common  | n/c   | abundant  | n/c   |
| Muskrat            | not present   |       | scarce   | n/c   | scarce  | n/c   | scarce  | n/c   |
| Red Fox            | not present   |       | not present  |       | scarce  | n/c   | not present                                     | n/c   |
| Red Squirrel       | scarce  | n/c   | abundant   | n/c   | abundant  | n/c   | abundant  | n/c   |
| River Otter        | common  | n/c   | abundant   | n/c   | common  | +     | abundant  | n/c   |
| Wolf               | abundant  | n/c   | abundant   | n/c   | common  | -     | scarce  | n/c   |
| Wolverine          | scarce  | -     | scarce   | n/c   | scarce  | n/c   | scarce  | n/c   |
| <b>Prey:</b>       |   |       |  |       |   |       |   |       |
| Hare               | scarce  | n/c   | not present  |       | common  | n/c   | not present                                     | n/c   |
| Grouse             | scarce  | n/c   | common   | n/c   | common  | n/c   | common  | n/c   |
| Ptarmigan          | common  | n/c   | common   | n/c   | common  | n/c   | common  | n/c   |
| Mice/Rodents       | abundant  | n/c   | abundant   | +     | common  | +     | abundant  | n/c   |

Relative Abundance and trend of furbearer populations for Southcentral Alaska, 2004-05, as reported by trappers. For trend, + indicates increase, - indicates decrease, and n/c indicates no change.

| Furbearers:  | Copper River & Upper Susitna Basins<br>GMUs 11, 13 |       | Lower Susitna Basin<br>GMUs 14, 16 |       | Prince William Sound & North Gulf Coast<br>GMU 6 |       | Kenai Peninsula<br>GMUs 7, 15 |       |
|--------------|--|-------|------------------------------------|-------|--|-------|-------------------------------|-------|
|              | Relative Abundance                                 | Trend | Relative Abundance                 | Trend | Relative Abundance                               | Trend | Relative Abundance            | Trend |
| Arctic Fox   | not present  | n/c   | not present                        | n/c   | not present                                      | n/c   | not present                   | n/c   |
| Beaver       | common   | n/c   | common                             | n/c   | common   | n/c   | common                        | n/c   |
| Coyote       | common   | n/c   | common                             | n/c   | abundant   | n/c   | common                        | n/c   |
| Ermine       | common   | n/c   | common                             | n/c   | common   | n/c   | common                        | n/c   |
| Lynx         | scarce   | n/c   | scarce                             | n/c   | not present                                      | n/c   | scarce                        | n/c   |
| Marten       | common   | n/c   | common                             | n/c   | common   | n/c   | common                        | n/c   |
| Mink         | common   | n/c   | common                             | n/c   | abundant   | n/c   | common                        | n/c   |
| Muskrat      | common   | n/c   | common                             | n/c   | common   | n/c   | common                        | n/c   |
| Red Fox      | common   | n/c   | common                             | n/c   | not present                                      | n/c   | scarce                        | -     |
| Red Squirrel | abundant   | n/c   | abundant                           | n/c   | common   | n/c   | abundant                      | -     |
| River Otter  | common   | n/c   | common                             | n/c   | common   | n/c   | common                        | n/c   |
| Wolf         | common   | n/c   | common                             | n/c   | scarce   | n/c   | common                        | n/c   |
| Wolverine    | common   | n/c   | scarce                             | n/c   | scarce   | n/c   | scarce                        | n/c   |
| <b>Prey:</b> |  |       |                                    |       |  |       |                               |       |
| Hare         | common   | +     | common                             | n/c   | scarce   | n/c   | scarce                        | n/c   |
| Grouse       | common   | n/c   | common                             | n/c   | scarce   | n/c   | common                        | n/c   |
| Ptarmigan    | common   | n/c   | common                             | n/c   | common   | n/c   | common                        | n/c   |
| Mice/Rodents | abundant   | n/c   | abundant                           | +     | abundant   | n/c   | abundant                      | n/c   |

Relative Abundance and trend of furbearer populations for Interior Alaska, 2004-05, as reported by trappers. For trend, + indicates increase, - indicates decrease, and n/c indicates no change.

| Furbearers:  | Lower Tanana Basin<br>GMUs 20ABCDF, 25C |       | Upper Tanana Basin<br>GMUs 12, 20E |       | Upper Kuskokwim,<br>Innoko & Nowitna<br>GMUs 19, 21A |       | Middle Yukon &<br>Koyukuk<br>GMUs 21BCDE, 24 |       | Upper Yukon Basin<br>GMUs 25ABD |       |
|--------------|---|-------|------------------------------------|-------|--|-------|--|-------|---------------------------------|-------|
|              | Relative<br>Abundance                   | Trend | Relative<br>Abundance              | Trend | Relative<br>Abundance                                | Trend | Relative<br>Abundance                        | Trend | Relative<br>Abundance           | Trend |
| Arctic Fox   | not present                             | n/c   | not present                        | -     | not present  |       | not present                                  |       | scarce                          |       |
| Beaver       | abundant                                | n/c   | common                             | n/c   | abundant   | n/c   | abundant                                     | n/c   | abundant                        | n/c   |
| Coyote       | common                                  | n/c   | scarce                             | n/c   | scarce   | n/c   | scarce                                       | n/c   | scarce                          | n/c   |
| Ermine       | common                                  | n/c   | common                             | n/c   | scarce   | n/c   | common                                       | n/c   | common                          | n/c   |
| Lynx         | scarce                                  | n/c   | common                             | n/c   | scarce   | n/c   | common                                       | n/c   | common                          | +     |
| Marten       | common                                  | n/c   | abundant                           | n/c   | abundant   | n/c   | abundant                                     | n/c   | common                          | n/c   |
| Mink         | common                                  | n/c   | common                             | n/c   | common   | n/c   | common                                       | n/c   | common                          | +     |
| Muskrat      | scarce                                  | n/c   | common                             | n/c   | scarce   | n/c   | common                                       | +     | common                          | -     |
| Red Fox      | common                                  | n/c   | common                             | -     | common   | n/c   | common                                       | n/c   | scarce                          | -     |
| Red Squirrel | abundant                                | n/c   | abundant                           | n/c   | abundant   | n/c   | abundant                                     | +     | common                          | n/c   |
| River Otter  | scarce                                  | n/c   | scarce                             | n/c   | common   | n/c   | abundant                                     | n/c   | common                          | n/c   |
| Wolf         | common                                  | -     | common                             | n/c   | abundant   | n/c   | abundant                                     | n/c   | common                          | n/c   |
| Wolverine    | scarce                                  | n/c   | common                             | n/c   | common   | n/c   | common                                       | n/c   | common                          | n/c   |
| <b>Prey:</b> |   |       |                                    |       |  |       |  |       |                                 |       |
| Hare         | common                                  | +     | common                             | +     | scarce   | n/c   | common                                       | n/c   | common                          | +     |
| Grouse       | common                                  | n/c   | common                             | n/c   | common   | n/c   | abundant                                     | n/c   | common                          | n/c   |
| Ptarmigan    | scarce                                  | n/c   | scarce                             | n/c   | common   | n/c   | common                                       | n/c   | common                          | -     |
| Mice/Rodents | abundant                                | +     | common                             | n/c   | abundant   | +     | abundant                                     | +     | common                          | +     |

Relative Abundance and trend of furbearer populations for Southwest and Arctic & Western Alaska, 2004-05, as reported by trappers. For trend, + indicates increase, - indicates decrease, and n/c indicates no change.

|              | Southwest Alaska         |                        |                         |                    | Arctic & Western Alaska |                              |                    |       |
|--------------|--------------------------|------------------------|-------------------------|--------------------|-------------------------|------------------------------|--------------------|-------|
|              | Kodiak Archipelago GMU 8 | Alaska Peninsula GMU 9 | Bristol Bay Area GMU 17 | Arctic GMUs 23, 26 | Seward Peninsula GMU 22 | Yukon Kuskokwim Delta GMU 18 |                    |       |
| Furbearers:  | Relative Abundance       | Relative Abundance     | Relative Abundance      | Relative Abundance | Relative Abundance      | Relative Abundance           | Relative Abundance | Trend |
| Arctic Fox   | not present              | scarce                 | not present             | scarce             | scarce                  | n/c                          | n/c                | n/c   |
| Beaver       | common                   | abundant               | abundant                | common             | abundant                | +                            | +                  | +     |
| Coyote       | not present              | common                 | scarce                  | NP                 | scarce                  | n/c                          | n/c                | +     |
| Ermine       | abundant                 | common                 | common                  | common             | scarce                  | n/c                          | n/c                | n/c   |
| Lynx         | not present              | scarce                 | scarce                  | scarce             | common                  | -                            | +                  | n/c   |
| Marten       | scarce                   | scarce                 | common                  | common             | scarce                  | n/c                          | -                  | n/c   |
| Mink         | not present              | abundant               | common                  | scarce             | scarce                  | n/c                          | -                  | n/c   |
| Muskrat      | not present              | scarce                 | scarce                  | common             | common                  | n/c                          | n/c                | +     |
| Red Fox      | abundant                 | abundant               | abundant                | abundant           | abundant                | +                            | n/c                | n/c   |
| Red Squirrel | abundant                 | common                 | common                  | NP                 | scarce                  | n/c                          | n/c                | -     |
| River Otter  | abundant                 | abundant               | abundant                | scarce             | common                  | n/c                          | n/c                | +     |
| Wolf         | not present              | abundant               | abundant                | abundant           | common                  | +                            | n/c                | n/c   |
| Wolverine    | not present              | common                 | common                  | common             | common                  | -                            | n/c                | n/c   |
| <b>Prey:</b> |                          |                        |                         |                    |                         |                              |                    |       |
| Hare         | common                   | common                 | common                  | common             | abundant                | n/c                          | +                  | +     |
| Grouse       | not present              | common                 | common                  | scarce             | scarce                  | n/c                          | n/c                | n/c   |
| Ptarmigan    | common                   | common                 | common                  | common             | abundant                | +                            | n/c                | n/c   |
| Mice/Rodents | common                   | abundant               | abundant                | common             | abundant                | n/c                          | +                  | n/c   |



Relative Abundance and trend of furbearer populations by region and statewide for 2004-05, as reported by trappers. For trend, + indicates increase, - indicates decrease, and n/c indicates no change.

| Furbearers:  | Region 1           |       | Region 2           |       | Region 3           |       | Region 5           |       | Statewide          |       |
|--------------|--------------------|-------|--------------------|-------|--------------------|-------|--------------------|-------|--------------------|-------|
|              | Relative Abundance | Trend | Relative Abundance | Trend | Relative Abundance | Trend | Relative Abundance | Trend | Relative Abundance | Trend |
| Arctic Fox   | not present        |       | scarce             | n/c   | scarce             | n/c   | scarce             | n/c   | scarce             | n/c   |
| Beaver       | common             | n/c   | abundant           | n/c   | abundant           | n/c   | abundant           | +     | abundant           | n/c   |
| Coyote       | scarce             | n/c   | common             | n/c   | common             | n/c   | scarce             | n/c   | common             | n/c   |
| Ermine       | common             | n/c   | common             | n/c   | common             | n/c   | scarce             | n/c   | common             | n/c   |
| Lynx         | scarce             | n/c   | scarce             | n/c   | common             | n/c   | common             | n/c   | scarce             | n/c   |
| Marten       | common             | n/c   | common             | n/c   | common             | n/c   | scarce             | n/c   | common             | n/c   |
| Mink         | abundant           | n/c   | common             | n/c   | common             | n/c   | common             | n/c   | common             | n/c   |
| Muskrat      | scarce             | n/c   | scarce             | n/c   | scarce             | n/c   | common             | n/c   | scarce             | n/c   |
| Red Fox      | scarce             | n/c   | common             | n/c   | common             | n/c   | abundant           | n/c   | common             | n/c   |
| Red Squirrel | common             | n/c   | abundant           | n/c   | abundant           | n/c   | scarce             | n/c   | abundant           | n/c   |
| River Otter  | common             | n/c   | common             | n/c   | common             | n/c   | common             | n/c   | common             | n/c   |
| Wolf         | common             | n/c   | common             | n/c   | common             | n/c   | common             | n/c   | common             | n/c   |
| Wolverine    | scarce             | n/c   | common             | n/c   | common             | n/c   | common             | n/c   | common             | n/c   |
| <b>Prey:</b> |                    |       |                    |       |                    |       |                    |       |                    |       |
| Hare         | scarce             | n/c   | common             | n/c   | common             | +     | abundant           | n/c   | common             | n/c   |
| Grouse       | common             | n/c   | common             | n/c   | common             | n/c   | scarce             | n/c   | common             | n/c   |
| Ptarmigan    | common             | n/c   | common             | n/c   | scarce             | n/c   | abundant           | n/c   | common             | n/c   |
| Mice/Rodents | abundant           | n/c   | abundant           | n/c   | abundant           | +     | abundant           | n/c   | abundant           | n/c   |

# ALASKA'S FURBEARER POPULATIONS - TELL US WHAT'S HAPPENING

Only 4 of the 15 species defined as furbearers are required to be sealed throughout Alaska: lynx, otter, wolf, and wolverine. Marten and beaver are required to be sealed in some units but not statewide. Consequently, information on the numbers, distribution, and utilization of many furbearers is limited. The following tables give the numbers of each species harvested in each GMU subunit (Z indicates no subunit was specified) as reported on the 2004-05 Trapper Questionnaire Harvest Report.

| Region                   | Subunit | Arctic Fox | Beaver     | Coyote     | Ermine (Weasel) | Lynx      | Marten       | Mink       | Muskrat    | Red Fox    | Red Squirrel | River Otter | Wolf      | Wolverine |
|--------------------------|---------|------------|------------|------------|-----------------|-----------|--------------|------------|------------|------------|--------------|-------------|-----------|-----------|
| Southeast                | 01A     | 0          | 7          | 9          | 18              | 0         | 231          | 84         | 0          | 0          | 9            | 104         | 13        | 7         |
|                          | 01B     | 0          | 10         | 2          | 1               | 0         | 33           | 11         | 0          | 0          | 2            | 8           | 3         | 1         |
|                          | 01C     | 0          | 3          | 7          | 14              | 0         | 62           | 46         | 0          | 0          | 6            | 14          | 0         | 2         |
|                          | 01D     | 0          | 0          | 4          | 7               | 0         | 45           | 27         | 0          | 0          | 4            | 7           | 2         | 2         |
|                          | 02A     | 0          | 30         | 9          | 2               | 0         | 192          | 126        | 0          | 0          | 9            | 131         | 33        | 0         |
|                          | 03A     | 0          | 33         | 8          | 1               | 0         | 127          | 39         | 0          | 0          | 8            | 60          | 14        | 0         |
|                          | 04A     | 0          | 3          | 11         | 6               | 0         | 351          | 95         | 0          | 0          | 11           | 122         | 0         | 0         |
|                          | 04B     | 0          | 0          | 1          | 0               | 0         | 40           | 0          | 0          | 0          | 1            | 0           | 0         | 0         |
|                          | 05A     | 0          | 15         | 3          | 1               | 0         | 59           | 13         | 0          | 0          | 3            | 5           | 2         | 0         |
| <b>Region 1 Totals</b>   |         | <b>0</b>   | <b>101</b> | <b>54</b>  | <b>50</b>       | <b>0</b>  | <b>1,140</b> | <b>441</b> | <b>0</b>   | <b>0</b>   | <b>53</b>    | <b>451</b>  | <b>67</b> | <b>12</b> |
| Southcentral & Southwest | 06A     | 0          | 20         | 5          | 32              | 0         | 64           | 100        | 3          | 0          | 5            | 50          | 1         | 1         |
|                          | 06B     | 0          | 1          | 2          | 0               | 0         | 60           | 0          | 1          | 0          | 2            | 1           | 0         | 1         |
|                          | 06C     | 0          | 5          | 2          | 14              | 0         | 10           | 6          | 5          | 0          | 2            | 3           | 1         | 0         |
|                          | 06D     | 0          | 2          | 2          | 0               | 0         | 0            | 31         | 0          | 0          | 2            | 23          | 4         | 0         |
|                          | 07A     | 0          | 8          | 4          | 26              | 0         | 16           | 37         | 1          | 0          | 4            | 1           | 0         | 0         |
|                          | 08A     | 0          | 4          | 7          | 9               | 0         | 0            | 0          | 0          | 56         | 7            | 143         | 0         | 0         |
|                          | 09A     | 0          | 0          | 1          | 1               | 0         | 0            | 4          | 0          | 1          | 1            | 0           | 0         | 0         |
|                          | 09B     | 0          | 19         | 5          | 2               | 3         | 7            | 61         | 9          | 50         | 5            | 20          | 14        | 4         |
|                          | 09C     | 0          | 26         | 5          | 2               | 3         | 0            | 61         | 2          | 104        | 5            | 37          | 4         | 1         |
|                          | 09D     | 0          | 0          | 1          | 0               | 0         | 0            | 20         | 0          | 4          | 1            | 6           | 0         | 0         |
|                          | 09E     | 0          | 34         | 2          | 1               | 25        | 0            | 1          | 0          | 25         | 2            | 24          | 4         | 3         |
|                          | 11A     | 0          | 4          | 3          | 11              | 3         | 6            | 7          | 17         | 0          | 3            | 0           | 7         | 6         |
|                          | 13A     | 0          | 121        | 26         | 26              | 26        | 197          | 33         | 45         | 78         | 27           | 11          | 16        | 7         |
|                          | 13B     | 0          | 0          | 2          | 0               | 0         | 0            | 0          | 0          | 0          | 2            | 0           | 4         | 0         |
|                          | 13C     | 0          | 0          | 2          | 0               | 0         | 24           | 0          | 0          | 0          | 2            | 0           | 0         | 3         |
|                          | 13D     | 0          | 0          | 3          | 6               | 3         | 0            | 14         | 1          | 8          | 3            | 0           | 2         | 5         |
|                          | 13E     | 0          | 4          | 2          | 0               | 0         | 15           | 0          | 0          | 0          | 2            | 0           | 1         | 0         |
|                          | 13Z     | 0          | 16         | 3          | 1               | 0         | 24           | 2          | 0          | 10         | 3            | 0           | 1         | 1         |
|                          | 14A     | 0          | 2          | 5          | 7               | 0         | 9            | 29         | 90         | 41         | 5            | 4           | 1         | 0         |
|                          | 14B     | 0          | 2          | 5          | 0               | 0         | 0            | 9          | 13         | 17         | 5            | 0           | 1         | 0         |
|                          | 15A     | 0          | 0          | 2          | 0               | 0         | 0            | 8          | 0          | 0          | 2            | 0           | 0         | 0         |
| 15B                      | 0       | 5          | 2          | 0          | 0               | 0         | 0            | 0          | 0          | 2          | 4            | 3           | 0         |           |
| 15C                      | 0       | 0          | 2          | 4          | 0               | 0         | 5            | 0          | 0          | 2          | 0            | 3           | 0         |           |
| 16A                      | 0       | 9          | 4          | 0          | 0               | 21        | 4            | 6          | 0          | 4          | 17           | 1           | 0         |           |
| 16B                      | 0       | 5          | 3          | 6          | 0               | 233       | 6            | 0          | 0          | 3          | 2            | 3           | 3         |           |
| 17A                      | 0       | 0          | 5          | 0          | 0               | 40        | 0            | 0          | 16         | 5          | 2            | 0           | 6         |           |
| 17B                      | 0       | 19         | 4          | 2          | 0               | 41        | 1            | 0          | 18         | 4          | 13           | 10          | 7         |           |
| 17C                      | 0       | 90         | 7          | 3          | 1               | 28        | 6            | 1          | 42         | 7          | 30           | 5           | 16        |           |
| <b>Region 2 Totals</b>   |         | <b>0</b>   | <b>396</b> | <b>116</b> | <b>153</b>      | <b>64</b> | <b>795</b>   | <b>445</b> | <b>194</b> | <b>470</b> | <b>117</b>   | <b>391</b>  | <b>86</b> | <b>64</b> |

It would be helpful to know what proportion of the total harvest the questionnaire numbers represent. For species that require sealing, the number sealed represents our best information about the statewide harvest. The table at the bottom of the page gives the harvest totals reported on the questionnaire as a percentage of the total number sealed. There is some variability according to both species and region, with the proportion being highest (but also most variable) for Region 5 and lowest for Region 3. Assuming the proportions for species that are not required to be sealed also fall within the ranges observed below, the totals reported here represent roughly 1/4 to 1/3 of the statewide harvest.

| Region                  | Subunit   | Arctic Fox | Beaver     | Coyote     | Ermine (Weasel) | Lynx         | Marten       | Mink       | Muskrat    | Red Fox    | Red Squirrel | River Otter | Wolf       | Wolverine |
|-------------------------|-----------|------------|------------|------------|-----------------|--------------|--------------|------------|------------|------------|--------------|-------------|------------|-----------|
| Interior                | 12A       | 0          | 5          | 11         | 18              | 14           | 496          | 24         | 100        | 21         | 11           | 5           | 15         | 5         |
|                         | 19A       | 0          | 18         | 8          | 0               | 1            | 254          | 2          | 6          | 18         | 8            | 3           | 24         | 11        |
|                         | 19B       | 0          | 2          | 3          | 0               | 0            | 21           | 0          | 0          | 2          | 3            | 3           | 0          | 4         |
|                         | 20A       | 0          | 26         | 16         | 8               | 89           | 174          | 62         | 0          | 69         | 16           | 1           | 12         | 3         |
|                         | 20B       | 0          | 148        | 24         | 28              | 8            | 284          | 6          | 0          | 24         | 24           | 1           | 11         | 1         |
|                         | 20C       | 0          | 0          | 4          | 1               | 16           | 144          | 4          | 0          | 1          | 4            | 0           | 1          | 2         |
|                         | 20D       | 0          | 4          | 5          | 1               | 7            | 52           | 2          | 7          | 24         | 5            | 0           | 11         | 2         |
|                         | 20E       | 0          | 0          | 4          | 1               | 2            | 162          | 0          | 0          | 3          | 4            | 0           | 4          | 1         |
|                         | 20F       | 0          | 0          | 2          | 0               | 3            | 53           | 0          | 0          | 0          | 2            | 0           | 1          | 0         |
|                         | 21A       | 0          | 10         | 4          | 0               | 0            | 138          | 1          | 0          | 0          | 4            | 2           | 2          | 3         |
|                         | 21D       | 0          | 31         | 7          | 0               | 7            | 153          | 0          | 1          | 0          | 7            | 1           | 6          | 4         |
|                         | 21E       | 0          | 8          | 2          | 0               | 1            | 80           | 0          | 0          | 9          | 2            | 1           | 0          | 0         |
|                         | 24A       | 1          | 5          | 3          | 5               | 0            | 36           | 0          | 0          | 1          | 3            | 0           | 7          | 2         |
|                         | 25A       | 0          | 0          | 1          | 0               | 0            | 40           | 0          | 0          | 0          | 1            | 0           | 0          | 0         |
|                         | 25B       | 0          | 0          | 1          | 0               | 26           | 7            | 0          | 0          | 0          | 1            | 0           | 0          | 4         |
|                         | 25C       | 0          | 0          | 3          | 0               | 0            | 139          | 0          | 0          | 3          | 3            | 0           | 3          | 0         |
|                         | 25D       | 0          | 24         | 3          | 27              | 91           | 106          | 26         | 152        | 12         | 3            | 0           | 1          | 1         |
|                         | 26B       | 1          | 0          | 1          | 0               | 1            | 0            | 0          | 0          | 33         | 1            | 1           | 0          | 7         |
| <b>Region 3 Totals</b>  | <b>2</b>  | <b>281</b> | <b>102</b> | <b>89</b>  | <b>266</b>      | <b>2,339</b> | <b>127</b>   | <b>266</b> | <b>220</b> | <b>102</b> | <b>18</b>    | <b>98</b>   | <b>50</b>  |           |
| Arctic & Western        | 18A       | 17         | 35         | 12         | 0               | 40           | 4            | 21         | 35         | 67         | 12           | 104         | 5          | 6         |
|                         | 22A       | 1          | 8          | 4          | 0               | 47           | 8            | 0          | 17         | 35         | 4            | 2           | 5          | 11        |
|                         | 22B       | 0          | 6          | 3          | 3               | 16           | 0            | 0          | 2          | 17         | 3            | 0           | 4          | 9         |
|                         | 22C       | 0          | 36         | 4          | 0               | 10           | 3            | 0          | 4          | 17         | 4            | 2           | 1          | 6         |
|                         | 23A       | 6          | 26         | 6          | 3               | 9            | 97           | 3          | 24         | 14         | 6            | 2           | 33         | 10        |
|                         | 26A       | 10         | 0          | 1          | 0               | 1            | 0            | 0          | 0          | 10         | 1            | 0           | 2          | 4         |
| <b>Region 5 Totals</b>  | <b>34</b> | <b>111</b> | <b>30</b>  | <b>6</b>   | <b>123</b>      | <b>112</b>   | <b>24</b>    | <b>82</b>  | <b>160</b> | <b>30</b>  | <b>110</b>   | <b>50</b>   | <b>46</b>  |           |
| <b>Statewide Totals</b> | <b>36</b> | <b>889</b> | <b>302</b> | <b>298</b> | <b>453</b>      | <b>4,386</b> | <b>1,037</b> | <b>542</b> | <b>850</b> | <b>302</b> | <b>970</b>   | <b>301</b>  | <b>172</b> |           |

Questionnaire Totals as Percent of Number Sealed

| Region    | Beaver | Lynx | Marten | Otter | Wolf | Wolverine | Average |
|-----------|--------|------|--------|-------|------|-----------|---------|
| 1         | 16%    | 0%   | 25%    | 30%   | 39%  | 55%       | 27%     |
| 2         |        | 43%  |        | 40%   | 23%  | 28%       | 33%     |
| 3         |        | 24%  |        | 11%   | 16%  | 19%       | 17%     |
| 5         |        | 54%  |        | 25%   | 14%  | 47%       | 35%     |
| Statewide |        | 30%  |        | 31%   | 20%  | 28%       | 27%     |

## FURBEARER SEALING RECORDS SUMMARY

Lynx, river otter, wolf and wolverine are required to be sealed statewide. Marten are required to be sealed in Game Management Units 1–7 and 14–16 and beaver are required to be sealed in Units 1-11 and 13-17. The harvest totals reported below are based on fur sealing records.

| Species   | Region                   | Reported Harvest from Sealing Records |              |              |              |              |              |
|-----------|--------------------------|---------------------------------------|--------------|--------------|--------------|--------------|--------------|
|           |                          | 1999–00                               | 2000–01      | 2001–02      | 2002–03      | 2003–04      | 2004–05      |
| Beaver*   | Southeast                | 477                                   | 514          | 310          | 293          | 264          | 621          |
|           | Southcentral & Southwest | 1,145                                 | 1,601        | 1,037        | 1,797        | 1,085        | 1,124        |
|           | Interior                 | 1,057                                 | 1,348        | 1,335        | 97           | 46           | 14           |
|           | Arctic & Western         | 397                                   | 151          | 23           | 127          | 136          | 85           |
|           | <b>Total Beaver</b>      | <b>3,076</b>                          | <b>3,614</b> | <b>2,705</b> | <b>2,314</b> | <b>1,531</b> | <b>1,844</b> |
| Lynx      | Southeast                | 0                                     | 13           | 0            | 5            | 0            | 3            |
|           | Southcentral & Southwest | 755                                   | 876          | 425          | 137          | 150          | 150          |
|           | Interior                 | 2,191                                 | 2,934        | 1,742        | 752          | 723          | 1,125        |
|           | Arctic & Western         | 66                                    | 159          | 182          | 157          | 172          | 228          |
|           | <b>Total Lynx</b>        | <b>3,012</b>                          | <b>3,993</b> | <b>2,349</b> | <b>1,051</b> | <b>1,045</b> | <b>1,506</b> |
| Marten**  | Southeast                | 2,891                                 | 3,025        | 1,758        | 2,570        | 2,438        | 4,615        |
|           | Southcentral & Southwest | 933                                   | 1,395        | 1,367        | 761          | 1,263        | 1,180        |
|           | Interior                 | 0                                     | 0            | 13           | 0            | 1            |              |
|           | Arctic & Western         | 0                                     | 0            | 1            | 0            | 0            | 1            |
|           | <b>Total Marten</b>      | <b>3,824</b>                          | <b>4,420</b> | <b>3,139</b> | <b>3,331</b> | <b>3,702</b> | <b>5,796</b> |
| Otter     | Southeast                | 506                                   | 428          | 495          | 923          | 594          | 1,514        |
|           | Southcentral & Southwest | 358                                   | 470          | 511          | 653          | 723          | 983          |
|           | Interior                 | 81                                    | 113          | 111          | 123          | 104          | 157          |
|           | Arctic & Western         | 75                                    | 165          | 99           | 376          | 345          | 435          |
|           | <b>Total Otter</b>       | <b>1,020</b>                          | <b>1,176</b> | <b>1,216</b> | <b>2,075</b> | <b>1,766</b> | <b>3,089</b> |
| Wolf      | Southeast                | 225                                   | 215          | 132          | 200          | 119          | 138          |
|           | Southcentral & Southwest | 579                                   | 582          | 590          | 363          | 663          | 507          |
|           | Interior                 | 676                                   | 825          | 765          | 662          | 508          | 637          |
|           | Arctic & Western         | 236                                   | 182          | 181          | 128          | 159          | 215          |
|           | <b>Total Wolf</b>        | <b>1,716</b>                          | <b>1,804</b> | <b>1,668</b> | <b>1,353</b> | <b>1,449</b> | <b>1,497</b> |
| Wolverine | Southeast                | 26                                    | 13           | 4            | 27           | 21           | 22           |
|           | Southcentral & Southwest | 162                                   | 168          | 204          | 99           | 269          | 232          |
|           | Interior                 | 288                                   | 310          | 237          | 240          | 185          | 266          |
|           | Arctic & Western         | 76                                    | 133          | 99           | 87           | 152          | 97           |
|           | <b>Total Wolverine</b>   | <b>552</b>                            | <b>625</b>   | <b>544</b>   | <b>453</b>   | <b>627</b>   | <b>617</b>   |

\* Beaver are required to be sealed in Game Management Units 1–11 and 13–17.

\*\* Marten are required to be sealed in Game Management Units 1–7 and 14–16.

## WOLF HARVEST METHODS

The following table is compiled from mandatory wolf-sealing certificates from 1999 through 2004.

| Season  | Region       | Shot       | Trapped    | Snared     | Unknown    | Total Wolves Sealed |
|---------|--------------|------------|------------|------------|------------|---------------------|
| 1999-00 | Southeast    | 59         | 107        | 55         | 3          | 224                 |
|         | Southcentral | 324        | 143        | 100        | 12         | 579                 |
|         | Interior     | 193        | 225        | 241        | 17         | 676                 |
|         | Arctic       | 146        | 37         | 24         | 29         | 236                 |
|         | <b>Total</b> | <b>722</b> | <b>512</b> | <b>420</b> | <b>61</b>  | <b>1,715</b>        |
| 2000-01 | Southeast    | 93         | 69         | 51         | 2          | 215                 |
|         | Southcentral | 203        | 112        | 246        | 21         | 582                 |
|         | Interior     | 333        | 232        | 228        | 32         | 825                 |
|         | Arctic       | 65         | 32         | 79         | 6          | 182                 |
|         | <b>Total</b> | <b>694</b> | <b>445</b> | <b>604</b> | <b>61</b>  | <b>1,804</b>        |
| 2001-02 | Southeast    | 42         | 72         | 17         | 3          | 134                 |
|         | Southcentral | 256        | 156        | 174        | 4          | 590                 |
|         | Interior     | 166        | 245        | 328        | 28         | 767                 |
|         | Arctic       | 109        | 15         | 43         | 14         | 181                 |
|         | <b>Total</b> | <b>573</b> | <b>488</b> | <b>604</b> | <b>49</b>  | <b>1,672</b>        |
| 2002-03 | Southeast    | 60         | 110        | 31         | 3          | 204                 |
|         | Southcentral | 172        | 95         | 90         | 2          | 359                 |
|         | Interior     | 166        | 171        | 310        | 15         | 662                 |
|         | Arctic       | 103        | 18         | 7          | 0          | 128                 |
|         | <b>Total</b> | <b>501</b> | <b>394</b> | <b>438</b> | <b>20</b>  | <b>1,353</b>        |
| 2003-04 | Southeast    | 37         | 43         | 36         | 3          | 119                 |
|         | Southcentral | 278        | 134        | 114        | 137        | 663                 |
|         | Interior     | 118        | 124        | 239        | 27         | 508                 |
|         | Arctic       | 111        | 12         | 32         | 4          | 159                 |
|         | <b>Total</b> | <b>544</b> | <b>313</b> | <b>421</b> | <b>171</b> | <b>1,449</b>        |
| 2004-05 | Southeast    | 32         | 38         | 41         | 1          | 112                 |
|         | Southcentral | 155        | 88         | 91         | 173        | 507                 |
|         | Interior     | 143        | 136        | 232        | 126        | 637                 |
|         | Arctic       | 122        | 62         | 15         | 16         | 215                 |
|         | <b>Total</b> | <b>452</b> | <b>324</b> | <b>379</b> | <b>316</b> | <b>1,471</b>        |

## FUR ACQUISITION AND EXPORT

The following table summarizes data from the Report of Acquisition of Furs and Hides filled out by Alaskan fur buyers (dealers) and the Raw Fur Skin Export Permit (the blue card everyone must fill out when sending raw furs out of state.) Only the Raw Fur Skin Export Permits that were filled out by individuals were used to avoid the possibility of furs being counted twice. These reports are a general indicator of harvest trends but are not actual records of the number of furbearers harvested in a trapping season. Both reports may include furs harvested in previous years, and many trappers keep their furs for tanning and use at home. In addition, some people may not fill out the required forms. If you want more information about fur harvest trends, contact your regional or statewide furbearer biologist.

### 2001—2004 Fur Acquisition and Export

|                    | 2001–2002    |              | 2002–2003    |              | 2003–2004     |               | 2004–2005    |              |
|--------------------|--------------|--------------|--------------|--------------|---------------|---------------|--------------|--------------|
|                    | Exported     | Acquired     | Exported     | Acquired     | Exported      | Acquired      | Exported     | Acquired     |
| Beaver             | 586          | 579          | 617          | 607          | 830           | 350           | 891          | 323          |
| Coyote             | 55           | 56           | 70           | 68           | 69            | 58            | 47           | 21           |
| Fox, Blue          | 38           | 0            | 0            | 0            | 6             | 0             | 2            | 0            |
| Fox, White         | 57           | 0            | 14           | 0            | 16            | 0             | 38           | 1            |
| Fox, Cross         | 66           | 48           | 69           | 68           | 114           | 57            | 88           | 42           |
| Fox, Red           | 216          | 281          | 244          | 399          | 951           | 639           | 1,340        | 182          |
| Fox, Silver        | 29           | 1            | 20           | 1            | 33            | 5             | 22           | 2            |
| Lynx               | 370          | 661          | 240          | 519          | 260           | 473           | 118          | 586          |
| Marten             | 1,954        | 4,922        | 1,789        | 5,328        | 5,858         | 9,824         | 3,341        | 4,449        |
| Mink               | 293          | 372          | 589          | 602          | 1,044         | 677           | 498          | 496          |
| Muskrat            | 511          | 391          | 992          | 475          | 1,074         | 163           | 200          | 283          |
| Otter, Land        | 320          | 385          | 554          | 916          | 1,288         | 822           | 534          | 397          |
| Red Squirrel       | 7            | 219          | 11           | 159          | 157           | 73            | 14           | 51           |
| Weasel             | 136          | 138          | 114          | 218          | 184           | 120           | 73           | 448          |
| Wolf               | 203          | 199          | 238          | 92           | 195           | 122           | 164          | 66           |
| Wolverine          | 62           | 71           | 60           | 92           | 111           | 120           | 65           | 70           |
| Other              | 44           | 0            | 48           | 0            | 245           | 0             | 82           | 0            |
| <b>Grand Total</b> | <b>4,947</b> | <b>8,323</b> | <b>5,669</b> | <b>9,544</b> | <b>12,435</b> | <b>13,503</b> | <b>7,517</b> | <b>7,417</b> |

# COMMERCIAL TRANSACTIONS INVOLVING FURS

## Average Prices Paid for Raw Furs by Buyers in Alaska

Several fur buyers were asked for the average and top prices they paid for furs. The values they gave were averaged to produce this table. Values for mink, muskrat, squirrels, and weasels were from fur auctions.

| Species     | Average Price |          |          |          | Top Price |          |
|-------------|---------------|----------|----------|----------|-----------|----------|
|             | 2000-01       | 2001-02  | 2002-03  | 2003-04  | 2004-05   | 2004-05  |
| Beaver      | \$20.65       | \$45.00  | \$28.25  | \$55.00  | \$35.00   | \$60.00  |
| Coyote      | \$24.34       | \$23.97  | \$29.23  | \$52.00  | \$32.50   | \$55.00  |
| Fox         | \$17.35       | \$25.75  | \$30.51  | \$50.00  | \$28.75   | \$70.00  |
| Lynx        | \$60.25       | \$91.00  | \$134.39 | \$250.00 | \$210.00  | \$375.00 |
| Marten      | \$35.36       | \$45.50  | \$39.07  | \$60.00  | \$87.33   | \$110.00 |
| Mink (wild) | \$7.36        | \$15.84  | \$14.46  | \$25.00  | \$14.26   | \$30.00  |
| Muskrat     | \$1.33        | \$1.73   | \$1.45   | \$7.00   | \$2.84    | \$6.00   |
| River Otter | \$72.82       | \$59.83  | \$102.29 | \$200.00 | \$112.67  | \$158.00 |
| Squirrel    | \$1.33        | \$0.98   | \$0.93   | \$1.00   | \$0.85    | \$1.80   |
| Weasel      | \$4.35        | \$3.47   | \$2.07   | \$3.00   | \$3.15    | \$9.20   |
| Wolf        | \$159.00      | \$165.00 | \$270.63 | \$600.00 | \$160.00  | \$400.00 |
| Wolverine   | \$257.50      | \$222.50 | \$243.54 | \$400.00 | \$197.50  | \$350.00 |

## Fur Value

The following table summarizes the total the total estimated value of furs trapped during the 2004-05 trapping season. This table is intended to provide an estimate of fur values in Alaska and does not represent fur revenue. The estimated average price paid by Alaska fur dealers was used in this calculation when available. Fur auction prices were used for mink, muskrat, squirrels and weasels. The number of furs was taken from sealing records or from a combination of the furs acquired by dealers and the number of furs exported by hunter/trappers. All species of foxes were added together for these tables.

| 2004-05 Fur Value in Alaska |              |                              |                       |
|-----------------------------|--------------|------------------------------|-----------------------|
| Species                     | Total Number | Average Price Paid in Alaska | Total Estimated Value |
| Beaver                      | 1,844        | \$35.00                      | \$64,540.00           |
| Coyote                      | 68           | \$32.50                      | \$2,210.00            |
| Fox                         | 1,717        | \$28.75                      | \$49,363.75           |
| Lynx                        | 1,506        | \$210.00                     | \$316,260.00          |
| Marten                      | 7,790        | \$87.33                      | \$680,326.67          |
| Mink                        | 994          | \$14.26                      | \$14,174.44           |
| Muskrat                     | 483          | \$2.84                       | \$1,371.72            |
| River Otter                 | 3,089        | \$112.67                     | \$348,027.33          |
| Squirrel                    | 65           | \$0.85                       | \$55.47               |
| Weasel                      | 521          | \$3.15                       | \$1,641.15            |
| Wolf                        | 1,497        | \$160.00                     | \$239,520.00          |
| Wolverine                   | 617          | \$197.50                     | \$121,857.50          |
| <b>Total</b>                |              |                              | <b>\$1,839,348.03</b> |

# Fur Sealing Requirements

Lynx, river otter, wolf, or wolverine taken anywhere in the state, marten in Game Management Units 1-7 and 14-16, and beaver taken in Units 1-11 and 13-17 must be sealed by an authorized department representative. If you ship furs to a buyer or auction house out of the state, they must be sealed before you ship them.

All raw skins of wild furbearers shipped from Alaska must have a Fur Export Permit (blue shipping tag) attached to the shipment. A Fur Export Report (a postage-paid postcard attached to the permit) must also be completed and mailed to the Alaska Department of Fish and Game. The U.S. Post Office Domestic Mail Manual Regulation 124.65 also requires compliance with this regulation. This 2-part form is free from any Alaska Department of Fish and Game office or authorized fur sealer.

If there is no authorized fur sealer near you, contact the nearest office of the Alaska Department of Fish and Game. A list of area biologists is on the next page. We can help you make arrangements to seal your furs. If you or someone you know wants to become a fur sealer, contact one of the following Regional Fur Sealing Officers.

## Interior Region

Jackie Kephart  
Alaska Department of Fish and Game  
1300 College Road  
Fairbanks, Alaska 99701-1599  
(907) 459-7205

## Southcentral/Southwestern Region

Michael Harrington  
Alaska Department of Fish and Game  
333 Raspberry Rd.  
Anchorage, Alaska 99518-1599  
(907) 267-2137

## Arctic/Western Region

Peter Bente  
Alaska Department of Fish and Game  
P.O. Box 1148  
Nome, Alaska 99762  
(907) 443-2271

## Southeast Region

Chris Frary  
Alaska Department of Fish and Game  
P.O. Box 240020  
Douglas, Alaska 99824-0020  
(907) 465-4265



**Division of Wildlife Conservation**  
**Area Management Biologists and Game Management Units**

|  |  |  |
|--|--|--|
| <p><b>GMU 1 (A), 2</b> <i>Region 1</i><br/> Boyd Porter<br/> 2030 Sealevel Drive, Suite 205<br/> <b>KETCHIKAN, AK 99901</b><br/> Phone: 907-225-2475<br/> Fax: 907-225-2771</p>      | <p><b>GMU 9, 10</b> <i>Region 2</i><br/> Lem Butler<br/> PO Box 37<br/> <b>KING SALMON, AK 99613</b><br/> Phone: 907-246-3340<br/> Fax: 907-246-3309</p>                           | <p><b>GMU 19, 21(A),(E)</b> <i>Region 3</i><br/> Roger Seavoy<br/> PO Box 230<br/> <b>MCGRATH, AK 99627</b><br/> Phone: 907-524-3323<br/> Fax: 907-524-3323</p>                    |
| <p><b>GMU 1 (B), 3</b> <i>Region 1</i><br/> Rich Lowell<br/> PO Box 667<br/> <b>PETERSBURG, AK 99833</b><br/> Phone: 907-772-3801<br/> Fax: 907-772-9336</p>                         | <p><b>GMU 11, 13</b> <i>Region 2</i><br/> Bob Tobey<br/> PO Box 47<br/> <b>GLENNALLEN, AK 99588</b><br/> Phone: 907-822-3461<br/> Fax: 907-822-3811</p>                            | <p><b>GMU 20(A, B, C, F), 25(C)</b> <i>Region 3</i><br/> Don Young<br/> 1300 College Road<br/> <b>FAIRBANKS, AK 99701</b><br/> Phone: 907-459-7233<br/> Fax: 907-452-6410</p>      |
| <p><b>GMU 4</b> <i>Region 1</i><br/> Phil Mooney<br/> 304 Lake Street Room 103<br/> <b>SITKA, AK 99835-7563</b><br/> Phone: 907-747-5449<br/> Fax: 907-747-6239</p>                  | <p><b>GMU 12, 20(E)</b> <i>Region 3</i><br/> Jeff Gross<br/> PO Box 355<br/> <b>TOK, AK 99780-0355</b><br/> Phone: 907-883-2971<br/> Fax: 907-883-2970</p>                         | <p><b>GMU 20(D)</b> <i>Region 3</i><br/> Steve DuBois<br/> PO Box 605<br/> <b>DELTA JUNCTION, AK 99737</b><br/> Phone: 907-895-4484<br/> Fax: 907-895-4833</p>                     |
| <p><b>GMU 1(C), 1(D), 5</b> <i>Region 1</i><br/> Neil Barten<br/> PO Box 20<br/> <b>DOUGLAS, AK 99824</b><br/> Phone: 907-465-4267<br/> Fax: 907-465-4272</p>                        | <p><b>GMU 14(A),(B), 16(A)</b> <i>Region 2</i><br/> Tony Kavalok<br/> 1800 Glenn Hwy Suite 4<br/> <b>PALMER, AK 99645-6736</b><br/> Phone: 907-746-6325<br/> Fax: 907-746-6305</p> | <p><b>GMU 21(B),(C),(D), 24</b> <i>Region 3</i><br/> Glenn Stout<br/> PO Box 209<br/> <b>GALENA, AK 99741</b><br/> Phone: 907-656-1345<br/> Fax: 907-656-2368</p>                  |
| <p><b>GMU 6</b> <i>Region 2</i><br/> Dave Crowley<br/> PO Box 669<br/> <b>CORDOVA, AK 99574</b><br/> Phone: 907-424-3215<br/> Fax: 907-424-3235</p>                                  | <p><b>GMU 14(C), 16(B)</b> <i>Region 2</i><br/> Rick Sinnott<br/> 333 Raspberry Road<br/> <b>ANCHORAGE, AK 99518-1565</b><br/> Phone: 907-267-2185<br/> Fax: 907-267-2433</p>      | <p><b>GMU 22</b> <i>Region 5</i><br/> Kate Persons<br/> PO Box 1148<br/> <b>NOME, AK 99762</b><br/> Phone: 907-443-2271<br/> Fax: 907-443-5893</p>                                 |
| <p><b>GUM 7, 15</b> <i>Region 2</i><br/> Jeff Selinger<br/> 34828 Kalifornsky Beach Rd Ste B<br/> <b>SOLDOTNA, AK 99669-8367</b><br/> Phone: 907-260-2905<br/> Fax: 907-262-4709</p> | <p><b>GMU 17</b> <i>Region 2</i><br/> Jim Woolington<br/> PO Box 1030<br/> <b>DILLINGHAM, AK 99576</b><br/> Phone: 907-842-2334<br/> Fax: 907-842-5514</p>                         | <p><b>GMU 23</b> <i>Region 5</i><br/> Jim Dau<br/> PO Box 689<br/> <b>KOTZEBUE, AK 99752</b><br/> Phone: 907-442-1711<br/> Fax: 907-442-2420</p>                                   |
| <p><b>GMU 7, 15</b> <i>Region 2</i><br/> Thomas McDonough<br/> 3298 Douglas Place<br/> <b>HOMER, AK 99603-8027</b><br/> Phone: 907-235-8191<br/> Fax: 907-235-2448</p>               | <p><b>GMU 18</b> <i>Region 5</i><br/> Phillip Perry<br/> PO Box 1467<br/> <b>BETHEL, AK 99559</b><br/> Phone: 907-543-2979<br/> Fax: 907-543-2021</p>                              | <p><b>GMU 25(A, B, D), 26(B, C)</b> <i>Region 3</i><br/> Bob Stephenson<br/> 1300 College Road<br/> <b>FAIRBANKS, AK 99701</b><br/> Phone: 907-459-7236<br/> Fax: 907-459-6410</p> |
| <p><b>GMU 8</b> <i>Region 2</i><br/> Larry Van Daele<br/> 211 Mission Road<br/> <b>KODIAK, AK 99615</b><br/> Phone: 907-486-1876<br/> Fax: 907-486-1869</p>                          | <p><b>Wildlife Management Coordinators</b><br/> <i>Region 1 Dale Rabe</i><br/> <i>Region 2 Gino Del Frate</i><br/> <i>Region 3 Roy Nowlin</i><br/> <i>Region 5 Peter Bente</i></p> | <p><b>GMU 26(A)</b> <i>Region 5</i><br/> Geoff Carroll<br/> PO Box 1284<br/> <b>BARROW, AK 99723-1284</b><br/> Phone: 907-852-3464<br/> Fax: 907-852-3465</p>                      |

# REGIONAL BIOLOGIST REPORTS

## SOUTHEAST REGION

**Doug Larsen, Regional Supervisor**

Furbearer harvests in Region I (Game Management Units 1-5) during the 2004-2005 season were generally higher than the past two seasons. High fur prices for marten and river otters likely contributed to the high harvests of those species, both of which were as high in 2004-2005 as they were in 2002-2003 and 2003-2004 combined. Beaver harvests were also up over 100% from levels observed during the previous two seasons. Wolverine and lynx harvests remained consistent with past observed levels, and wolf harvests were up 16% from last season but down 31% from two seasons ago. Lynx are only occasionally taken in Southeast Alaska because they do not generally inhabit the region. The occurrence of lynx in the harvest is usually related to a decline in snowshoe hare populations in adjacent interior Alaska and Canada. At such times lynx travel widely in search of food.

The region-wide beaver harvest (621) increased 130% from 2003-2004, and was 190% higher than the 10-year average of 216. Catches increased in all units except 1D, where the catch dropped insignificantly from 5 to 1. The vast majority of the beaver harvest (77%) occurred in Unit 2.

The region-wide wolf harvest (138) was commensurate with the level observed during the 2003-2004 season, but substantially lower than the long-term average harvest of 204 and the 2002-2003 harvest of 200. Unit 3 again accounted for the largest numbers of harvested wolves, with about 30% of the regional take. Units 1A and 2 followed with 23% and 22% of the Region's harvest, respectively. Harvest declines from past seasons were fairly evenly distributed across units. The mainland portion of the region (Units 1 and 5) accounted for about 48% of the harvest, down slightly from 43% the season before. While wolves have not been known to exist in Unit 4, possibly excluded by the high numbers of brown bears on these islands, two large feral canids, believed to be dogs, have been observed and photographed on Admiralty Island during the past couple of years.

Martens were again the most heavily harvested furbearer in the region with 4,615 taken during the 2004-2005 season (67% of all sealed furbearers). The region-wide harvest was the highest on record, and 89% higher than the previous season and 79% higher than two seasons ago. Harvests increased significantly in all units except Unit 1D, where the harvest dropped from 169 in 2003-2004 to 75 in 2004-2005. Highest harvests occurred in Units 4 and 2, with 48% and 27% of the Region's harvests, respectively.

Marten populations fluctuate in response to food availability, especially availability of voles (a survey of martens and small mammals during 2002 and 2003 found that marten numbers were correlated with numbers of long-tailed voles). That survey determined also that population numbers and distributions of small mammals varied greatly across the region.

River otter harvests during the 2004-2005 season increased 155% from 2003-2004 levels. The most dramatic increases occurred in 1A, 1C, 2, 3, and 4, which combined accounted for 98% of the Region's harvest. With the high market prices for otter pelts, local populations should be monitored to avoid potential overharvests.

The region-wide harvest of 22 wolverines was about the same as in 2003-2004 and similar to the long-term harvest average. Little is known about the status of wolverine populations in the region, although this is about to change as a result of research efforts soon to be initiated in units 1B and 1C. Increased road construction in remote parts of the region, and the human access the roads provide, could impact some populations.

**Numbers of furbearers sealed by Game Management Unit, 2004-2005.**

| GMU    | Beaver | Lynx | Marten | River otter | Wolf | Wolverine |
|--------|--------|------|--------|-------------|------|-----------|
| 1A     | 21     | 0    | 374    | 160         | 32   | 5         |
| 1B     | 23     | 0    | 151    | 22          | 14   | 7         |
| 1C     | 22     | 0    | 204    | 66          | 6    | 5         |
| 1D     | 1      | 0    | 75     | 9           | 6    | 2         |
| 2      | 481    | 0    | 1259   | 825         | 31   | 0         |
| 3      | 61     | 0    | 209    | 73          | 41   | 1         |
| 4      | 3      | 0    | 2225   | 354         | 0    | 0         |
| 5      | 9      | 3    | 118    | 5           | 8    | 2         |
| Totals | 621    | 3    | 4615   | 1514        | 138  | 22        |

**Doug Larsen, ADF&G Wildlife Conservation, P.O. Box 110024 Juneau, AK 99811-0024; 907-465-4266; doug\_larsen@fishgame.state.ak.us**

**SOUTHCENTRAL REGION**

**Howard Golden, Southcentral Furbearer Biologist**

Of the furbearer species that must be sealed, only beaver and river otter harvests were higher overall during the 2004–05 season than during 2003–04 in southcentral Alaska. Beaver harvest was still below the 5-year average, and take was highest in the Mat-Su Valley/ Upper Cook Inlet and Nelchina/Copper River Basin. River otter harvest was well above average again, probably stimulated by high pelt prices. The Alaska Peninsula/Kodiak/Aleutians area again had the highest river otter harvest, increasing by 26% from 384 to 485. The area with the next highest take of river otters was Prince William Sound, with a harvest of 196, which was 83% higher than last year’s take of 107. For Southcentral overall, wolf harvest fell 24% from 663 to 507 between 2003-04 and 2004-05. The greatest wolf harvests were in the Mat-Su Valley/ Upper Cook Inlet at 158 and the Nelchina/Copper River Basin at 152. Wolverine harvest dropped by 14% from 269 to 232 in the region, with the greatest take in the Nelchina/Copper River Basin and the Dillingham/Nushagak Basin. Marten harvest declined slightly by 7% in the region overall, with the highest harvests in Mat-Su Valley/ Upper Cook Inlet and Prince William Sound.

Lynx harvest stayed the same at 150 across southcentral Alaska. The low harvest followed along with the low phase of the lynx population, which cycles every 8–12 years across the region. This was the fifth year of the snowshoe hare cycle following the population peak in 1999–2000. The lynx population in the region reached its peak 4 years ago in 2000–2001. Populations of both hares and lynx appear to be increasing again in some areas of the region. Lynx harvest in the Nelchina/Copper River Basin increased by 41% from 78 to 110. Although harvests in other areas remained low and steady or declined (partly due to season closures), observations indicate hare and lynx populations are increasing quickly in Mat-Su Valley/ Upper Cook Inlet. This area should be able to support a minimal harvest during the 2005-06 season and will be reopened for 1 month. Lynx trapping seasons will increase by 2 weeks in Nelchina/Copper River Basin but remain closed in Prince William Sound and the Kenai Peninsula for the 2005-06 season. We expect to see snowshoe hare and lynx numbers continue to increase during the next few years. This will allow longer lynx seasons as populations are able to

support greater harvest. For an explanation about how our lynx tracking-harvest strategy works, please visit our web site at: <http://www.wildlife.alaska.gov/index.cfm?adfg=trapping.main>.

### Harvest of furbearers sealed in southcentral Alaska, 2004–05.

| Area                              | Beaver      | Lynx       | River Otter | Wolf       | Wolverine  | Marten      |
|-----------------------------------|-------------|------------|-------------|------------|------------|-------------|
| Prince William Sound              | 109         | 0          | 196         | 9          | 15         | 162         |
| Kenai Peninsula                   | 142         | 8          | 45          | 63         | 26         | 69          |
| Alaska Peninsula/Kodiak/Aleutians | 160         | 28         | 485         | 64         | 26         | 0           |
| Nelchina/Copper River Basin       | 202         | 110        | 44          | 152        | 59         | 12          |
| Mat-Su Valley/ Upper Cook Inlet   | 325         | 1          | 81          | 158        | 51         | 937         |
| Dillingham/Nushagak Basin         | 186         | 3          | 132         | 61         | 55         | 0           |
| <b>Region Total for 2004–2005</b> | <b>1124</b> | <b>150</b> | <b>983</b>  | <b>507</b> | <b>232</b> | <b>1180</b> |
| Total for 2003–2004               | 1085        | 150        | 723         | 663        | 269        | 1263        |
| Average over last 5 years         | 1329        | 348        | 668         | 541        | 194        | 1193        |

Howard Golden, ADF&G Wildlife Conservation, 333 Raspberry Rd., Anchorage, AK 99518; (907) 267-2177; [howard\\_golden@fishgame.state.ak.us](mailto:howard_golden@fishgame.state.ak.us).

## INTERIOR REGION

### Craig Gardner, Interior Furbearer Biologist

Most of our furbearer management and research efforts went toward tracking wolverine distribution and habitat use, developing a more efficient breakaway wolf snare, and monitoring lynx population trends. All these programs benefited from the efforts and contributions of trappers through observations, harvest reports, and sample collection. This report only gives a quick summary of these projects. Please contact me if you want additional information.

Wolverine: During the past 2 years we surveyed wolverines between the US-Canadian border to Minchumina and from the Alaska Range to the Yukon Flats to monitor wolverine distribution and habitat use. We documented presence and use of an area by wolverines, wolves, ungulates, other furbearers, and humans by observing tracks in the snow. We also examined factors influencing wolverine presence, including dominant landcover types, elevation, and terrain ruggedness. Preliminary results showed that wolverine presence is positively correlated to the presence of caribou and marten and terrain ruggedness but not to wolves, snowmachines, or human activity and use. We suspect that wolverines are not selecting for marten, but inhabit the same areas because of the presence of microtines. It was somewhat of a surprise that wolverine and wolves do not appear to mix very well. This winter we will further analyze these data to determine what factors best explain wolverine distribution. This information will help the department manage wolverine in the future but also should help trappers manage their own traplines.

Breakaway Snares: With the help of trappers we continue to make progress in developing a more efficient breakaway wolf snare. The new design was based on the following findings: 1) the holding strength necessary to restrain wolves in most situations is lower than what most moose can break; 2) stops can be placed on the snare that will reduce injury to moose and caribou and improve their chance of breaking free without injury but would not reduce the snares efficiency in holding wolves; and 3) snares can be altered so that moose and caribou are less vulnerable to being caught but not wolves.

Several trappers field-tested one snare design that had a stop and a breaking strength of 550 pounds. Combined, they caught 14 wolves without any release and 6 moose that were able to break free. One moose was killed that was caught around the nose.

During the past 10 years, most of the breakaway snares tested by trappers and the department have been designed to release a moose or caribou if caught. Some of these designs have proven to be quite effective in releasing moose caught by the leg but few designs have had much success with nose catches. This year we tested a snare that was designed to reduce the vulnerability of moose and caribou to snares thereby reducing both leg and nose catches. This design did not reduce the snare's effectiveness to wolves.

During field testing at the Kenai Moose Pens and in Unit 20A using 60" and 72" snares (snares were altered so they could not lock), we learned that 19%-28% of the moose that encounter a wolf snare are caught either by the leg or nose. After observing how moose encounter a snare we added a wire to the snare that allows the snare to be pushed away by a moose before their leg or nose encounters the snare loop but does not reduce the snares availability to wolves. Testing by the department and by private trappers found that less than 8% of the moose that encountered the snare were caught; all were caught by the leg and were able to escape. It appears that this design can greatly minimize the chance of a nose catch. Just as importantly, this design caught wolves at the same efficiency as unaltered 60" snares. Please contact me if you are interested in the design.

Lynx: Each year we examine lynx carcasses provided by trappers. The information we collect from these specimens helps us set annual trapping seasons. The number of carcasses we examine each year roughly corresponds to the lynx population cycle. During the population highs we will collect up to 600 lynx carcasses per year. During the declining phase and at the population lows we collect between 35 and 90 carcasses. During 2005-2006 we purchased 81 carcasses indicating lynx numbers are still quite low. The good news is that productivity which was low during 2002-2003 and 2003-2004 increased in 2004-2005 and 2005-2006. We are expecting productivity to steadily increase resulting in increasing numbers of lynx over the next 4-5 years.

Reproductive performance is one of the most important pieces of information guiding the decision making process in setting season length. During the increasing phase up to 32% of the lynx harvested in the Tanana Valley were less than 1 year of age. We estimated interior lynx produced an average of 1.7 kittens per adult female during the 1994 to 2000 period when the population was increasing or at the peak and only 0.78 kittens per female during 2001 and 2002 when the population was declining. We found no kittens in the samples collected in 2002-2003 and 2003-2004, indicating poor survival of kittens born during the population low. During 2004-2005, pregnancy rates remained low to moderate, 42% of the adult females were pregnant but kit survival improved and 31% of our sampled harvest was kittens. This past winter, pregnancy rate increased to 76%, mean litter size was 3.8 kittens and 33% of the sampled harvest was kitten.

Research has found that when reproductive success is low, trapping could reduce lynx numbers to abnormally low levels which could retard population recovery and result in lower peaks at the cyclic high. The Department of Fish and Game reduces lynx seasons during the cycle low through the first few years of population recovery to minimize effects of trapping. It important to maintain low lynx harvests during the first few years of population recovery because even though reproductive success is high the population is low and there are relatively few adult females producing kittens. By allowing high survival of kittens during the initial years of population recovery, the recovery builds momentum quickly. Within 2 years, females born as kittens at the cycle low will be producing kittens themselves.

The population low occurred in the Tanana valley during 2004 and the season was reduced to 31 days. The season was lengthened to 48 days during 2005-2006 but started later (December 15) to allow kits to become more likely to survive on their own if the female is trapped. This coming year to further enhance kitten survival the trapping season will remain at 48 days with the same opening and closing

dates. Although the actual season dates are dependent upon the data we collect from trappers each year, trappers can expect expanding seasons beginning in 2007-08 through the peak of the cycle with the longest seasons and highest harvests occurring between 2010 and 2012.

**Craig Gardner, ADF&G Wildlife Conservation, 1300 College Rd., Fairbanks, AK 99701; (907) 459-7329; craig\_gardner@fishgame.state.ak.us.**

## **ARCTIC & WESTERN REGION—WESTERN NORTH SLOPE (UNIT 26A)**

### **Geoff Carroll, Area Wildlife Biologist**

In Unit 26A the reported wolf harvest for 2004-2005 was 5 wolves (3 males and 2 females). Three were ground shot and 2 were trapped. Snow machines were used for transportation for all 5 wolves. The number of wolves harvested and reported is highly dependent on whether a few key individuals are trapping and sealing their furs that year.

A wolf census in a 10,343 km<sup>2</sup> area in the foothills of Unit 26A indicated that the wolf density had dropped from a high of 4.2 wolves/1000 km<sup>2</sup> in 1992 to 1.6 wolves/1000 km<sup>2</sup> in 1998. During surveys flown in the same area in 2004, no wolves were seen during 11.5 hours of flight. Six sets of tracks were seen that indicated 11 wolves were present in the area. From observations during moose counts, it appears that wolf numbers may have increased slightly since 1998, but are still quite low.

Seven wolverines were sealed (6 males and 1 female) in 2004-2005. Snow machines were used for transportation for all 7 of the wolverines. Six were ground shot and 1 was trapped. Reported wolverine harvest has been relatively high most years since 1999 (21, 19, 21, 26, 11). Hunters reported difficulty in finding wolverines in 2004-2005.

Several trappers reported that wolves and wolverines were scarce in areas where seismic oil exploration was occurring or had occurred in 2004-2005. During 2003-2004 there was less seismic exploration and reported harvest numbers were greater for both wolves (13) and wolverines (20).

The department sealing program is not an effective measure of harvest. Many people do not seal their furs because it is difficult to maintain fur sealers in most villages and many people home tan their furs. Village harvest documentation programs are more effective and indicate that about 25% of wolves and wolverines are sealed.

Four lynx were harvested in Unit 26A during 2004-2005. After many years of not being present, lynx moved onto the North Slope, following a snowshoe hare irruption that took place during the 1990's. Seven lynx were harvested during 2001-2002 and 1 was harvested in 2002-2003.

Hunters and trappers are not required to seal foxes, so harvest data are not available for red or arctic foxes. Low fur prices have resulted in relatively few foxes being trapped for many years. One trapper reported trapping over 30 arctic foxes in the Barrow area in 2004-2005 and indicated that arctic foxes were fairly plentiful. More red foxes are being seen near northern villages indicating a possible expansion of their range.

Rabid furbearers, particularly arctic foxes, continue to be a problem around human settlements. Rabid arctic foxes are destroyed when they are reported near villages and sent to a lab to be tested. The department assisted the North Slope Borough Public Health Department in a program to educate people about rabid animals and having their pets immunized.

**Geoff Carroll, ADF&G Wildlife Conservation, 1265 Agvik St., PO Box 1284, Barrow, AK 99723; (907) 852-3463; geoff\_carroll@fishgame.state.ak.us**

# Trapper Comments

## How Did Trapping Conditions Affect Your Trapping Effort?

### Southeast

- ☼ Conditions were as good as could be expected. Very little snow, some freezing.
- ☼ Deep snow, hard to travel – keep traps open.
- ☼ Not very much.
- ☼ Not much.
- ☼ None.
- ☼ Weather.
- ☼ Wind slowed efforts to get traps out.
- ☼ Normal conditions.
- ☼ Doesn't.
- ☼ Very little snow to bring marten and wolf to the beach.
- ☼ Not much at all.
- ☼ They didn't this season.
- ☼ Weather was good.
- ☼ Did not affect much because its usually about the same.
- ☼ Warm weather required more frequent checks and caused some damaged fur.
- ☼ None.
- ☼ Warm weather kept a lot of animals high this yar – but was much better than 2003-2004 – we pulled most of our traps in when the ermine turned back brown at the end of December 2004.
- ☼ At times the weather was unpleasant.
- ☼ Lots of snow makes it very difficult. Constant freeze & thaw makes wolf trapping a challenge.
- ☼ Lots of stormy weather hard to reach the line in a 16' skiff.
- ☼ Once the snow fell I pulled out!
- ☼ Really did not.
- ☼ Cold weather froze all wolf sets up.
- ☼ Snow cost me a few otter due to traps being snowed under.
- ☼ Normal SE weather less snow this season.
- ☼ High water kept me out of parts of my line for about a week.
- ☼ Snowed then rained then freezed making road sheet of ice that took twice as long to get to end of line.
- ☼ Minimally.
- ☼ Average year no change.
- ☼ None.
- ☼ Rain or shine, it didn't matter. Only the wind determined whether we could go out in the boat or not.
- ☼ Only rough water affected us.
- ☼ Conditions did not have a major effect on trapping effort.
- ☼ Little snow this year. Made some new areas easily accessible. Other areas were not producing.
- ☼ It was a late freeze up. I would have put out more sets and in different areas if it had snowed and frozen sooner. When it did freeze and snow conditions improved, I moved my sets.
- ☼ Rough seas prevented a few trips to line.
- ☼ Had to wait for snow conditions to build up before higher elevation sets could be put in.
- ☼ Not.
- ☼ Much more snow, getting old for that.
- ☼ Relatively little snow so I didn't have to use snowshoes.
- ☼ Snow came all at once. Made hiking hard.
- ☼ Mild winter with little snow to cover other food sources for furbearers.
- ☼ Lost canine opportunity because of heavy rains exposing sets often followed by cold strong NW winds which scoured and exposed sets also some heavy snow dumps up high – the usual.
- ☼ A lot, I had a lot of rain and freezing temp.
- ☼ Lots of snow made checking traps hard, so shorter lines.
- ☼ Snow limits access in my area.
- ☼ Not much.

## Southcentral & Southwest

- ☼ Good snow cover in December allowed me to get out with snowmachine, otherwise I probably wouldn't have gone out.
- ☼ Lack of ice & snow always effects things.
- ☼ Really poor freeze up & snow cover early & mid season. Couldn't set main areas, due to freeze & thaw & rain. Very dangerous ice conditions. Very frustrating.
- ☼ Sometimes when I check with snowmachine, the weather turns stormy traveling was visible about 20 feet vision, and sometimes too warm to check.
- ☼ The price on furs makes a person trap.
- ☼ Late freeze-up resulted in a late start.
- ☼ Good snow for snowmachine
- ☼ There was lots of warm wet weather, which made travel difficult at times.
- ☼ Conditions were OK for trapping.
- ☼ Higher than average snowfall decreased leghold success. Moderate temperatures decreased my efforts in hi target wolf areas, primarily along river systems.
- ☼ Weather and snow conditions were favorable to trapping for the majority of the season.
- ☼ Conditions overall good.
- ☼ No effect.
- ☼ Trails weather.
- ☼ Too cold, too many magpies/ravens stealing my bait.
- ☼ No affect.
- ☼ Freeze-thaw-freeze-thaw.
- ☼ Much of the bay was either frozen or exposed to wind which reduced the area I could trap and the number of sets made.
- ☼ Poor snow conditions, rivers open – less access.
- ☼ Caused me to cut back my efforts.
- ☼ Didn't.
- ☼ Had problems early in season with bears destroying set, heavy snow delayed trap check due to area.
- ☼ Mild winter made for less success.
- ☼ Not much.
- ☼ To many people in a small area.
- ☼ Not to bad.
- ☼ Good weather – animals on the move and easier to catch.
- ☼ Mild winter let me do more otter trapping. Not to much wind let me run the skiffs unhindered. Just a nice season!
- ☼ Windy
- ☼ Regulation changes allowed same day airplaning fox so less trap sets were used.
- ☼ They didn't.
- ☼ Limited because of lack of snow bad ice.
- ☼ No snow, tough to move around and run the line as well as seeing tracks ect. Lost interest and pulled up early.
- ☼ Total lack of snow – animals stayed high & were well fed.
- ☼ I set only a couple wolf traps due to a family illness.
- ☼ Snow, snow & more snow.
- ☼ Good conditions – did not affect my effort.
- ☼ Too much snow & not enough ice on creeks.
- ☼ Decreased it.
- ☼ Lots of snow unit 16. Tough going, very cold unit 13A.
- ☼ Didn't have to wait for snow to use snowmachine.
- ☼ Tons of snow allowed me to access new areas, but made for tough wolf trapping.
- ☼ The rain following almost every snow storm would then freeze allowing land animal to stay on top rather than follow trails & made them more difficult to catch.
- ☼ Did not.
- ☼ Ice everywhere, thus broken ankle.
- ☼ Less snow made it difficult.
- ☼ Weather is the only consideration as I use a skiff to access most of my lines.
- ☼ Not enough snow for good sets and trails.
- ☼ Warm weather made for unsafe ice conditions & limited travel.



- ☞ High tides in mid Nov. affected trapping lower creek. Lots of freezing nights, with warm days. Fair critters around after high tides disipitaded.
- ☞ Restricted by warm weather.
- ☞ Late freeze-up/early break-up & warm winter freezing/thawing – lakes, sloughs, not frozen solid & unreliable for travel.
- ☞ A lot.
- ☞ Slow to freeze up so walked more early.
- ☞ Global warming – too much warm weather – water.
- ☞ Better freeze allowed for easier travel – less time to check sets.
- ☞ We caught a lot more animals. The first year was a line for beaver, marten, and coyotes. Last year we had a line for beaver, coyote, marten, wolverine, wolf, mink, weasel, linx, fox, muskrat.
- ☞ None, conditions were nice.
- ☞ Did not change.
- ☞ It didn't. However, we had to leave in December to care for my dying father-in-law who lived out of state so we missed most of the season.
- ☞ We had little difficulty maintain our set due to weather.
- ☞ Wetter than last year.
- ☞ Lots of snow hard to keep sets working.
- ☞ Lots of snow, which was good.
- ☞ Didn't have to work as hard.
- ☞ Late in getting traps out.
- ☞ Heavy snow fall made travel difficult.
- ☞ A lot of heavy rain during the early part of the season made it impossible to get to some of the areas I was most excited about until late in the season.
- ☞ Not enough snow in November.
- ☞ Mild temperatures and lack of snow prevented me from running one of my marten lines.
- ☞ Too much snow.
- ☞ Overflow and snow depth made moving difficult at times.
- ☞ Warm weather early made it hard to land on lakes because of overflow.
- ☞ Heaver snowfalls more often had to dig out footholds more often and made for lots of overflow on lks & rivers.
- ☞ I had the flu for nearly 3 weeks – this detracted from my overall effort at a critical time of the season. Otherwise, conditions OK, except for crashers on your line.
- ☞ Too much snowmachine traffic!
- ☞ Rain, wet snow, cold, rain, snow, ice, trees dropping on my sets, alders down because of ice had to close 75% of sets by Xmas.
- ☞ Snow was deep, warmer than usaual weather – took awhile for rivers to freeze up!
- ☞ Lack of ice slowed the start of the season down.
- ☞ Very deep snow.
- ☞ Warmer weather & snow condition made for a later start.
- ☞ We had good snow cover & generally good conditions this year.
- ☞ Snow condition deep.
- ☞ They didn't.
- ☞ Conditions were fine – no affect.
- ☞ If the trap line wasn't made early in the season, then it was hard once a lot of snow was on the ground.

## Interior

- ☞ Much too warm.
- ☞ Well fur is cheap. But that won't stop me. It's in my blood. I love it even if it doesn't pay, I'm going to try again.
- ☞ Heavy, wet snow condition curtailed trapping success, deep snow, brush pulled down by snow across trails. Wet slushy snow fouled traps.
- ☞ Too much snow.
- ☞ None.
- ☞ Fair.
- ☞ Too much snow, sets buried all the time.
- ☞ Lots of overflow & to warm.
- ☞ We had a lot of snow starting early. I was cleaning sets that were out of commission all the time. Set effectiveness was only 50-60%.

- ☼ Poor weather.
- ☼ Did not matter much.
- ☼ Good snow to run the snowgo winds & chinooks not bad
- ☼ Snow conditions somewhat better than last few years – helped. POGO Rd has completely disrupted wolves and Anglo Am. drilling also very disruptive.
- ☼ Lots of snow last year made things a little tough at times.
- ☼ Lots of snow late in season.
- ☼ Good snow. Very cold but we just kept pushing on.
- ☼ Could not get out on entire line because of creeks & tundra not freezing well, ground did not freeze, lot of snow, the bridge on creek had to be rebuilt after lot of overflow on tundra.
- ☼ Xtra deep snow made travel tough until it settled mid-February.
- ☼ Warm weather hinders my travel – bad ice conditions.
- ☼ Snow conditions were good. I moved around on snow-go pretty good.
- ☼ Nice & good deep snow was excellent once a trail was in and temp correct.
- ☼ Mild weather is the main affects, less snow, its easier for me in breaking trail, also I set more traps, I am planning to make it another 20 miles, the mild weather helps in smelling the bait or lure.
- ☼ Little to none.
- ☼ Good year for traveling. No problems.
- ☼ Incredible large snowfalls in Nov. Dec. and all through the season. Hard to keep a trail broke. 3 times serious rain on top of snow. By late Feb. almost five feet of snow on the ground. Was able to break trail & keep open for wolf snaring.
- ☼ Warmer weather allowed me to get out more but overflow caused trouble.
- ☼ Burn area, not much left alive.
- ☼ Deep snow. To many caribou tracks (couldn't track wolves).
- ☼ Don't.
- ☼ It was good weather and good snow conditions able to make more checks.
- ☼ Okay.
- ☼ 2004 forest fires burned 80% of my trapping area. Trapped less area.
- ☼ Little snow.
- ☼ It didn't.
- ☼ Lots of overflow made me quite early.
- ☼ Everything was fine.
- ☼ Good snow depth – animals using trails to run more often & farther. \*2001 survey line fire wiped out lines in 20A. Lots of time cutting trail getting into more country.
- ☼ Decrease number of sets.
- ☼ No effect, trapping conditions were great!
- ☼ Broke trail every week because of big snow.
- ☼ Slow getting full line out due to deep snow. One heavy snowfall bogged things down awhile otherwise good conditions.
- ☼ My previous trapping are burned summer '04; switched areas.
- ☼ Did not affect effort.
- ☼ When lynx price is poor I set mosley for marten. Beaver been poor for some time. Trap mosley for food.
- ☼ Trapping conditions were & remain good. My line is on BLM land north of the Yukon & they forced me out of my wall tent camp. That made trapping there nearly impossible due to the length of the drive.
- ☼ Bad ice – so late to start early to finish.
- ☼ Deep snow after Christmas 2004 shut things down until beaver season in March.
- ☼ Better snow conditions.
- ☼ Lot's of snow and overflow made trapping hard early.
- ☼ Did not.
- ☼ Conditions were good, but wolf numbers were down – left them for next season.
- ☼ Not much.
- ☼ Increase effort.
- ☼ Heavy impassable snow cancelled 25% of line.
- ☼ Too warm too much overflow.
- ☼ Firebreaks & fires of previous summer made a mess of some line.
- ☼ Have a normal year w/ better snow than last year. Delta River overflow was bad and more frequent.
- ☼ The earlier season made it easy to trap beaver because there was no ice.
- ☼ Did not.
- ☼ Tanana River didn't freeze till first of Febuary.
- ☼ Good traveling conditions.

- ☛ Was fair to good I guess. Finally had enough snow to get around. The wolves were around pretty good too. They hung around too didn't seem to leave for very long. Conditions didn't really hinder me in any way I guess.
- ☛ Conditions were good for us.
- ☛ All of the trails used to trap martin burned last year so have to rebuild & purchase new traps.
- ☛ High winds, drifting.
- ☛ Good snow, more overflow and open water.
- ☛ Bad ice conditions.
- ☛ Trapping north of the Brooks Range requires more set maintenance due to windy conditions.
- ☛ Lots of snow, martin going under for food.
- ☛ Lack of animals due to fire.
- ☛ Didn't.
- ☛ Because of changing current/water levels of the Tanana R, shelf ice conditions were poor which had negative effects on coyote trapping. Otherwise temperature and snow conditions made for very good conditions.
- ☛ 16 ½ feet of snow made trapping difficult with my plane.
- ☛ Good condition. Good snow amount.
- ☛ Overflow shut me down for full month in mid season.
- ☛ So much snow & river no freezing.
- ☛ Better snow increased access.

## Arctic & Western

- ☛ Conditions were pretty descent resulting in longer lines & higher catch.
- ☛ Hard pack snow allowed easy access to trapping area. Hard to track but abundance of animals this year made it a better year than last year.
- ☛ The conditions didn't affect my hunting/trapping efforts.
- ☛ Heavy snow – slowed movement.
- ☛ Too much snow. Weather was fairly warm all year. Had to dig out or reset traps due to heavy snow.
- ☛ Too many drop off hunters, by transporters, changing the migration of the caribou.
- ☛ Lots of snow good tracking and smooth trails.
- ☛ Rough ice early winter – hard traveling.
- ☛ Heavy snowfall & high winds made for very difficult trapping year.
- ☛ Lots of snow made hard to make main trail & keep them open kept covering.
- ☛ Not very much different.
- ☛ Good.
- ☛ No effect.
- ☛ Some.
- ☛ Warm weather caused flooding where I was trapping.
- ☛ More snow, trap covering.
- ☛ Late ice up then thick ice!
- ☛ Limited my access.
- ☛ Conditions did not affect my efforts.
- ☛ Not affected.
- ☛ No effect.
- ☛ Lots of snow for a change made for good traveling.
- ☛ Lack of snow towards end of trapping season, had to pull out traps.
- ☛ Better.
- ☛ Ice conditions started poor (bad travel). Ice conditions ended poor (bad travel).
- ☛ More snow made easier traveling.
- ☛ No affect.
- ☛ Good snow conditions existed. I was able to access the country with ease.
- ☛ Poor snow Jan Feb.
- ☛ Easier.
- ☛ Warm early/good for beaver, not very good ice conditions.
- ☛ Lots of snow.
- ☛ Never did.
- ☛ Average snowfall. It was a good year to hunt in the Norton Sound area.
- ☛ Snowfall came late; weather was a factor in the Seward Peninsula.
- ☛ Not much snow till late December 2004 – also very mild winter 2005.

## Did Other Trappers In Your Area Affect Your Trapping Effort?

### Southeast

- ☛ Too many trappers.
- ☛ Too many trappers on road system.
- ☛ Because of the shortage of the demanded fur bearers.
- ☛ I share areas with other trappers. Increased in some areas (less pressure) – pulled out in other areas.
- ☛ Other trappers moved into area had some luck and educated target species.
- ☛ Setting traps right next to mine.
- ☛ Stolen traps.
- ☛ Some run over in areas.
- ☛ There was a young guy already anchored where I trap when I arrive 3 days before the season opened. I started setting traps with a lantern at 12:01 am opening day and found a bunch of his traps already set and baited. After a few days it was obvious he had already got the cream of the marten crop so I had to move to a different area I had never trapped before.
- ☛ You lose ground/trapping area when another trapper is working the same area.
- ☛ Trapping of otter by other trappers outside the bay made otter trap shy. Every season was slow.
- ☛ I stayed out of Pybus Bay.
- ☛ Setting traps in my sets.
- ☛ Nobody traps in here anymore.
- ☛ Other trappers in area limit locations to trap.
- ☛ Low snow year increased the number of “road” trappers threefold. Sets within ¼ mile of the road were typically checked and sometimes poached by others.
- ☛ Setting too close.
- ☛ We are new to the area. It took a few weeks to figure out where other people trap. We had to remove our traps from those areas.
- ☛ More trappers in area effected marten trapping. Fewer marten.
- ☛ Mink area very sparse, pulled sets after little action.
- ☛ Very high effort along road system with other trappers setting very close to my sets.
- ☛ There are some areas I don't trap because of traditional use by other locals but this is normal – I had no new conflicts.
- ☛ I have a small vally to trap so the more people the hard I have to work.
- ☛ Saw some other activity and knew of others trapping areas so stayed clear.
- ☛ New neighbor couldn't keep to his self.

### Southcentral & Southwest

- ☛ I pulled my traps early as I was likely to be detailed to Unalaska (Selandang Ayu oil spill). Eventually I was detailed there and when I returned, at least one other person was trapping in the same area I had been in so I didn't reset.
- ☛ Every year if someone decides they want to trap on or near my line they do I have have many of my traditional areas taken over by more aggressive trappers with no respect given to traditional areas.
- ☛ They like to run my lines for me & steal whatever they can!!! 98% of the trappers nowadays have NO ETHICS at all. SO &!#% IT! I Retire! GIVE UP – NO USE ANYMORE.
- ☛ Everybody did OK!
- ☛ To loud of snogos 700 or 800 h.r.p.
- ☛ Work limits trapping to relatively close/accessible areas used by others limited by similar circumstances.
- ☛ We participated in SDA wolf hunting in GMU 19A. Since this is considered trapping, I'd have to say other participants certainly influenced our success. Some participants were skilled & did well, resulting in basically splitting up the harvest. Other participants were not skilled at all and were either simply in the way or counterproductive due to their disorganized/unskilled efforts. Additionally, we experienced other trapping pressure in areas we had trapped previously for 5 years with no competition due to SDA participants having a reason to be in the country.
- ☛ Too many concentrated in my area.
- ☛ More competition from new residents of area.
- ☛ Setting where I have set for years.
- ☛ Slightly – as I agreed to not trap past a certain point – so that a new local guy could set there.

- ☛ Another trapper moved in on my trap line.
- ☛ To many people.
- ☛ It's simply a competitive area.
- ☛ I avoided an area that I normally set up due to somebody else having sets there. Over the years other "trappers" have come and gone in my area, most pull their sets within a month – especially if they don't catch anything. Some have just abandoned their gear and I will pick it up in year or two later if they don't come back for it.
- ☛ Had sets already est – for 3 years old timer went through set sets on top of ours, had trapped areas in past.
- ☛ Not trappers but caller stole a lot of canine from my sets.
- ☛ I am the only trapper in my area.
- ☛ Subsistence "shooters" and October "summer trappers" restricted beaver catch.
- ☛ Not this season, but season before 2 new people came into area – they trapped all over the top of me with no respect!!
- ☛ Some jackass was making sets right on top of mine.
- ☛ Never had a problem or run into another trapper.
- ☛ I had to increase effort to obscure animals that were caught. I had two fox that was shot and one stolen by a fellow trapper!
- ☛ I let younger trappers use my local area.
- ☛ Another trapper decided to trap same place we did (he trapped in many (8) years ago) – He basically kicked us out or tried to.
- ☛ One of my areas I trap usually has 2 other trappers and we try not to crowd each other. This year, there were 7 other trappers working the same area. Net result, less fur and more conflicts.
- ☛ Too many people trapping along the highways. Seems like its getting worse. They will put sets next to yours knowing you are trapping the area. Especially Alaska Trappers Association.
- ☛ Snapped traps and a guy set sets right next to mine, some mink were taken from sets.
- ☛ Work harder at concealing traps.
- ☛ Every year there are people looking for an easy-access place to trap and just move in and walk on you. I don't put up with it, so there are confrontations which take the pleasure (and profit) out of it.
- ☛ Airplane trappers landing on every lake they can to set marten sets.
- ☛ In 14A more trappers in the area I don't over set on thiers.

## Interior

- ☛ People from surrounding area trying to move in on our trapline.
- ☛ Some competition from others.
- ☛ New Pogo Rd. has given access to want-to-be trappers with no ethics.
- ☛ Same old story. People trying to move in on our line!
- ☛ There is only a handful that trap.
- ☛ Being told what and how to trap, too much traffic.
- ☛ Had animals taken from some traps by hunters, heard another new trapper who hasn't trapped before moving into some of my trapping area.
- ☛ No other trappers impeded on my line.
- ☛ Fur theft.
- ☛ I guard my area winter & summer.
- ☛ I did not trap 2004-2005 because my trap line burnt about 20 miles above Fort Yukon 17 miles to the Birch Creek River.
- ☛ Didn't want to get on another trappers line so was limited to where I could trap.
- ☛ As allways there are more trappers present than the area needs to much bull shit to go in to.
- ☛ Trappers didn't affect my area but cow moose hunters did – I think the wolves were out of the area for some time cleaning up gut piles. Didn't start trapping or running half of my line until after the cow season was over.
- ☛ Heavy pressure reduces population.
- ☛ Too many people in the area due to warm condition.
- ☛ There was a lot of areas that I was going to trap but when I got to area some one already had set traps.
- ☛ Too many trappers in surrounding country. Need a 2-3 year moratorium on marten to let them recover.
- ☛ I don't know how much they affected it, but when you have any area posted and some city jerk moves in on your area it tends to piss a guy off!
- ☛ The U.S. Army Fort Wainwright game wardens have allowed unethical & immoral people to access my 9 year line. One is a felon and the other has multiple misdemeanors on his record. Fort Wainwright allowed them to harass me all season long. It's a mess!

- ☘ Closing in on east side of trapline – no respect to old established trapline.
- ☘ Our line is registered with ATA, and clearly marked.
- ☘ I had weekend trappers from Deadhorse coming into my area making sets 30' to 50' from mine.
- ☘ Too many people trap without caring if someone is already in the area.
- ☘ Getting crowded out by people with no respect for established traplines.
- ☘ Less animals to capture so I shortened my line.
- ☘ My line was used by another trapper.

## **Do You Have Any Comments To ADF&G?**

### **Southeast**

- ☘ Do you keep losing these questionnaires? The one I sent in, in February was probably more accurate as things were still fresh in my mind.
- ☘ Thank you for help keeping trapping open now and into the future.
- ☘ Didn't have time to trap.
- ☘ Fewer youngsters interested in hunting and trapping (too much Ebay) father's not trapping or hunting. Too much money don't have to trap & hunt. More and more save the everythingers moving to Alaska each day. Not a lot of true Alaskans left. Think I may trap this season get me out of the cabin and in the woods. Let's hope we will always have trapping for kid's like me. Thanks for taking care of things. I will try and take a kid trapping this year he can pack the traps!
- ☘ Why do we have to answer so many of the same questions every year? Couldn't we have a simpler, shorter questionnaire? My wife pesters me with this every year!
- ☘ The season was great as it was spent trapping with my wife and kids. Although I reside in Unit 2, I was able to spend several weeks snaring red fox in Unit 18 for a couple of weeks during the holidays. Trapping was great and my family had a blast!
- ☘ Our road system has too many trappers. So I moved up higher, making a regular trapline. I was up about 2000 ft. hunting deer. There was snow on the ground. I did not take a step without stepping on a marten track. I put 6 sets for a test. I caught a marten overnite. Seems to be a lot of marten in the area. Will be making a 3<sup>rd</sup> walking line. Hope to catch a lot of marten.
- ☘ You need to lengthen the marten season, the lack of snow keeps the animals higher (inaccessible) until the end of the season. The last 2 weeks were the best.
- ☘ The mink are building up so much in my area with the low price and no body trapping them its hard to trap marten even up 5-6 feet off the ground you still get mink. I'm working full-time so its hard to do much trapping anymore but still do it some to get out and teach young kids the old ways my dad & granddad used to do it. My youngest son is trapping his granddad's and great granddad's old grounds now its great to see him out there with other kids and it helps keep them off the street.
- ☘ Leave otter trapping open until March 1.
- ☘ It was fun but I do not think I will do it again – I did take my son with me a few times to check the traps – He was around 8 yrs. Old or so. I ended up with 2 mink and 2 martins.
- ☘ When are you going to open the season for beaver west of Chatham? The numbers seem to be increasing, their flooding out areas and road sections sure would be nice to take out a dozen a year to keep their numbers in check. Other than that good job.
- ☘ Trapping was really just incidental to my deer hunting.
- ☘ Very few martin, a lot of squirrels.
- ☘ Please send next year's questionnaire at the end of trapping season. It is hard to remember #s after several months. If the previous year's report isn't ready then, it could be mailed whenever it is completed.
- ☘ Gas prices too high to get out and trap.
- ☘ I have wondered why Chichagof Island is closed to beaver trapping while Admiralty Island has an open season. It seems some of the drainages have harvestable numbers of beaver.
- ☘ It would be nice to get this questionnaire as soon as the trapping season but, regardless it is interesting to see what other people are doing and have experienced throughout the course of the year. Thanks again keep the data coming.
- ☘ I would like to see some information on the fisher that seems to be moving into the Juneau area.
- ☘ Due to high trapping effort in my area and high prices for winter troll kings I pulled my trapline out by mid December last year so my numbers should not be used to indicate good or poor trapping in the Yakutat area as my effort was not very high. I plan to move further out of town this winter and get away from the road system pressure on the marten.

## Southcentral & Southwest

- ✿ I would be interested in having a wolf trapping/snaring seminar held in this area as it costs too much to travel to Anchorage or Fairbanks. I am willing to help out in any way I can – room & board free for 3 people, 1 extra snowmachine. It will be interesting to see if gas prices (currently \$4.50/gal in Dillingham – October 2005) will affect trapping effort. Thanks for the report.
- ✿ Why can't we have registered traplines like in Canada?! Sure would cut out the thieves. Things are so bad out in the bush, that I QUIT TRAPPING. Just about broke my heart!!! But there is no use in tring anymore!!! Too many THIEVES! Kill them ALL. Let GOD sort them out. Amen. Verily. P.S. Where are all the game wardens hiding. I've never even seen one in 16 years of trapping. Is everyone LAZY?
- ✿ Need to hunt wolves as much as possible!!! Even on planes To much wolves on the Bristol Bay Area
- ✿ It should be mandatory to seal or report all furbearers harvested by trappers. This may be a challenge at first, but it is the best information available to you. There is very little furbearer research being conducted (because you guys don't get any money for it). So at a minimum you need to know what harvest levels are if you want to manage these populations well.
- ✿ I followed my father trapping when I was young. After I returned from active duty in the military at 1999 I wanted to start trapping and hunting again. After I made my own little home I haven't had the money to go anywhere to set traps, about a year and a half now. I'd like to go this coming fall and winter.
- ✿ Lg. increases in beaver (no trapping effort), increase in voles. Decrease in wolverines & fox caught due to lack of caribou kills – 1<sup>st</sup> year in many that we had no caribou in area.
- ✿ Noticeable increase in snowmobile traffic during March in upper 17B over previous years – hunting wolverines?
- ✿ Thanks for the season.
- ✿ Enjoyed reading comments of others around the state. Nice to see many users are supportive of your department & enforcement as well. Having been in enforcement side for 20 years now I have a greater appreciation for trappers & the importance of getting young people involved. I introduced my daughters to it years ago & had more fun watching them then trapping. As the one comment read it might be time to develop a website & have some trappers provide data on line. You know how those state tax payers get! If you find one let me know! Be safe.
- ✿ Used to trap unit 6, 13 – animal #s got what I considered low so I quit to let rebuild #'s back up – problem is other trappers did not – most had the mentality of wishing they could catch “the last wolverine in the valley!” Needless to say animal #'s did not build up! Also trappers are claiming the entire area as theirs by posting trails as their trapline! This along with fact greenies get on line and spring-destroy sets and others stealing whatever they find and low animal populations has all but extinguished fire to set out traps. I am a biologist and animal lover and really enjoy studying the trapper questionnaire – keep it coming to me. Thanks!
- ✿ I really have not been trapping in the past years I've been giving the animals respect and I don't think I will be trapping this year. I buy a trapping liceanes every year because I've always got my liceanes that way hope I helped you. Thank you.
- ✿ No one really traps around this area. We hit the otters hard but – conservatively, 25 per area, 30-40 in new bays. Had to step at 100 due to lack of time. The 30 day sealing time makes drying tough. No inside drying place! My family is active on the line the 2 oldest - boy, 14 and girl, 16 – are trapping machines. The next are coming along well – girl 4, boy 7, girl 11 – all set snares! Take that PETA!
- ✿ I suggest that you look more at population changes of lynx in areas of unit 7. There are animals there, it's as simple as that. Seasons could be opened with a bag limit of two or possibly even one.
- ✿ Something has to be done with the lice. We have nothing to trap down here. Introduce martin our wolves are worthless don't know how much longer I'll trap for them.
- ✿ Got busy, poor conditions, did not get out as much as I wanted, plan to hit it hard and set my full line this year if snow conditions let me.
- ✿ Domestic problems greatly reduced my trapping effort last year. I hope to make up for lost time next year.
- ✿ We could use a longer season for marten in 16A!!! Lots of critters (marten) and lots of voles.
- ✿ Less wolves on trapline due to one pack starving out (no moose); another pack not eating fish in one area because of poor red salmon escapement; and one pack destroyed by my friends in the sky. At least the last mentioned pack died humanely.
- ✿ Congratulations on a job well done! These reports are extremely valuable to me – thank you for compiling all of the information and providing the end results. Keep up the good work.
- ✿ Sirs, thank you for your management efforts. I hope to return to trapping soon! The reports are very interesting and informative.
- ✿ I would like to trap the winter of 05, but gas prices will hurt so I will see when trapping season starts (fur vs. gas) = profit.

- ☛ I normally take 30 days leave from my job to get my sets out as soon as the season opens. But this year a death in the family took my job replacement, my wife, away for an extended period and I was unable to get away. Voles were extremely abundant and talking to about the only 2 local men that were trapping marten were the most plentiful since the 50's. Moose hunters reported seeing marten tracks just about everywhere.
- ☛ I broke my ankle first day out but I will be back.
- ☛ The sealing process for otter should not apply in areas with such abundant populations, it is unnecessary.
- ☛ Have been trapping off and on in Alaska for 61 years. Started trapping on the border country when I was 11 yrs old. A lot of the adults trapped as there was no welfare & no other income in the winter. We sold our fur mostly to Sears Roebuck & Co. I believe Sears quit the fur business in 1951.
- ☛ Phony "subsistence shooters" are wasting lots of beaver. Early season (Oct. 10) on almost worthless "summer" beavers is foolish. "Pursuing??" wolves on snowmobiles will lead to big decline in wolverines, fox, coyote, and otter. The "macho men" who chase wolves to death will do it to anything else.
- ☛ Others have said it & now shall!! I did not send in last years totals because new season had already started & previous years pagers torn out & disposed of. At least this year your request has been two months before 05/06 season. I still have my notes. I agree that a Mar/Apr window would be nicer for memory retention. Due to a life-threatening illness this summer, I do not know how this will affect my trapping but you damn well know that I will be out there! If global warming continues, I may just start trapping from a boat, like in Kodiak or SE! As noted in other reports, your staff out here in King Salmon do a spectacular & thorough job. Kudo's go out to each of them, biologists, enforcement, & techs!
- ☛ Four years ago ADF&G took the advice of our area biologist at the time and ended the cow moose season in the Branch River. The harvest of cow moose in that area was about 2-5 a year some years 0 and the population of cows at times over 150. The problem was and is calf survival not subsistence hunting. Since you have had four years now to do something to actually fix the problem, other than on paper, maybe in your infinite wisdom you could do something on the order of giving us back the cow season since it has accomplished nothing at all taking that away.
- ☛ We need to get rid of a bunch of bears. We have more predators brown bear & wolves in 9C then big game animals moose & caribou!
- ☛ It would be nice to have the trapping season in unit 13 open sooner! for all species including lynx to the first of November. It would enable trappers to trap longer with less interference of dog mushers & rec. snowmobilers (less snow).
- ☛ 1. Questionnaires should be sent out very near the end of trapping season when information is fresh in your mind and you are close to having time to fill it out. Mailing it right before hunting season when trappers are busy looking for their year's supply of food and preparing traps for the upcoming season just about guarantees they won't be filled out (unless a spouse takes the time and knows the answers!)
- ☛ 2. Check your data for accuracy before mailing. Enclosed is a second addressee to our address. If there is someone by that name with a trapping license you should get the correct address.
- ☛ 3. This is the 1<sup>st</sup> questionnaire that we have received, but the 4<sup>th</sup> year we have had a trapping license.
- ☛ 4. How much did you pay to have incomplete information published in this slick format and who printed the report? That used to be required info on the printed matter put out with state funds.
- ☛ 5. If you don't send out questionnaires to those who don't respond to untimely questionnaires then your report will only become increasingly irrelevant. Better follow the advice in #1 above and then not send a report if they don't respond.
- ☛ Nice job – the animals are abundant and my 2 children have been able to participate. We trap for fun and there seems to be a lot of animals. In my area there are more mink/beaver than 5 years ago. Also still plenty of wolves. The biggest factor for me is living in Palmer and trapping at my dad's house in Chistochina. My time is limited. Plus the cost of gas will dampen my efforts. Thank you again.
- ☛ I appreciate the marten season being extended in 13E. And thanks for monitoring the catches.
- ☛ I trap with a partner – we just enjoy getting out & checking our line every 3 days – he also send in a response.
- ☛ Let's see the rules governing the use of ORV's (snowmachines & 4-wheelers) in the Palmer Hay Flats State Gamer Refuge made more realistic. We don't have the winter weather here that they have in the interior, so why should our rules governing ORV's be the same? Specifically, we either receive cold/subzero temps or we receive large quantities of snow, so why the requirement to have the ground frozen 12" and 12" of snow before we are permitted to use ORVs in the refuge. This rule is supposed to "sunset" and be re-visited periodically, yet it never changes. Looks like it is a great way to keep the majority of the refuge locked up and inaccessible to winter enthusiasts. How about managing the resource for everybody?! I strongly believe in "passing-it-along" and make every effort to introduce people to trapping every year. On average, I take 2-3 children and 2-3 adults (newcomers/1<sup>st</sup> timers) out on my lines every year. Since Alaska was built in large part due to the fur trade, how about some effort to include trapping education in our public school system?!
- ☛ Saw an increase in wolves in unit 16A but was not able to trap them due to my mom passing away.
- ☛ Would like to see seasons aligned better like cat & wolverine going to the end of Feb.



- ✿ Aerial hunters took most of the wolves in my area and the ones that are left changed their habits. Still need a mandatory trap check (once every 7 days) in 13A. Too many part timers throw out lots of traps and only check once or twice a month. Will only get worse with higher gas prices.
- ✿ Last years report are a vary sorry return. Common trapper, get the fur out of your ears, and return the AK trapper report OK! The only outhouse thing that made trapping poor was the downed trees, brush and overall vary bad trail conditions in my area. Thanks.
- ✿ Keep up the good work!!
- ✿ I live near the middle fork of the Chulitna River (13E) the rabbit pop. trend is definitely on the upswing. Wolves tend to pass through my area rather than stay – about every 2-3 weeks. Recreational snowmachiners have been using this area a lot in the past 3-4 winters & this makes for difficulty in maintaining trail sets for fox, wolf, ect... Aside from snow conditions, recreational snowmachiners, are my biggest headache!
- ✿ F&G are doing a great job! Wolf control in 13 has made a difference even with deep snowfall last year, moose & bou #s are better. My area has seen a real influx of coyotes, 7-8 years ago it was noteworthy to see coyote tracks but fox were abundant. Now coyotes everywhere & few fox. Rabbit & lynx #'s are on the upswing. Ptarmigan #'s also up. Keep up the great work!
- ✿ This report is for both 13D and 20D. I do not and will not fill out the different reports because I trap both areas. And – this is not the time to send these out. But send them in April each year when these things are still fresh on everyone's mind. Thank you.
- ✿ Although I do not run a trapline myself I often go with friends just to get out. The response booklet is very interesting, please keep sending it & questionnaire. I do buy a trapping license every year, mostly because I feel obligated as an outdoors user to pay my way. I would like to see a better system to inform hunters/trappers where public access is allowed. It seems to be confusing what is allowable. For example if you want to pheasant hunt in S.D. they provide a booklet that shows available public access. I am not always certain here who owns the land – feds, state, natives, private, etc. so often I don't hunt, because I am not sure. Thanks.
- ✿ Did not trap. Gas prices were too high last year.

## Interior

- ✿ I never trap since I had stroke in 2003. I've been a trapper all my life. I think I will again this yr. One yr. I won \$500 from my buddy for the biggest beaver 80½ inches.
- ✿ Did the woman really get those furs herself, amazing. (Editor's note: The woman pictured on the back cover of the 2003-04 report has trapped with her husband for 25 years. He wrote "Not only is it a great photo, but one of a lady who really does trap, skin and perform all aspects of the lifestyle.")
- ✿ I want to build another cabin up the Kateel where my brother was born. He's a Vietnam vet now deceased, but, the government still won't permit him to claim land as a vet, so you'll probably see another cabin built up there soon.
- ✿ No mink any more. Beaver going down locally eat themselves out of food way too many should open to shoot in Interior in some areas. Very few moose due to predator and US Gov. subsistence law. Bad law by feds – will lose our ungulates eventually. No management possible due to Fed's subsistence law in ANELICA.
- ✿ Getting up in age to do any trapping. But there are way too many wolves, they are constantly killing moose above Ruby.
- ✿ Sorry I hadn't returned this earlier it was miss placed. It is getting much harder to trap economically. The high cost of travel, (fuel, & snowgo prices) are not being offset by fur prices. This season '05-'06 I am reducing my efforts. Fuel is 4.00-5.00 per gal mixed. Cheap fur prices and demand. Fur sign looks good this season compared to last as there are more mice, grouse, and a few more hares. We're still several years from a hare peak though.
- ✿ Tim, thank you for your time.
- ✿ We need registered traplines so the harvest can be controlled and a sustained yield maintained especially with cyclic species. When people sneak in and trap in my area I don't know their take of fur and cannot adjust to maintain a "fair" stable population of predators.
- ✿ New job. Very busy last year. No time. Hopefully will get some this winter.
- ✿ Someone stole my trap in 97 so I never trap since then. But now I need skins for sewing so I might trap a little.
- ✿ I never do catch much. A few marten, musk rats, 2 fox in the 60's.
- ✿ Promote trapping to youngsters give them incentive to trap somehow.
- ✿ We really appreciate the work you folks are doing for the trapper. Thanx again.
- ✿ All of this is for two of us.

- ☛ Fur bearers are abundant good weather last several years made it hard to get around. Wolves have reduced moose population 85-90% & as a result are not quite as numerous as in the past 5-6 years, still fun to try. Wolves seem to be feeding heavily on beaver.
- ☛ Keep up the good work & predator control efforts!
- ☛ Keep up the good work.
- ☛ Lynx followed snow-go trail and ate 3 marten from sets. Mom and 2 or 3 kittens. One older lynx ate a marten from set, 15 miles from where 3 were ate. Saw a fair amount of lynx tracks toward end of season. I only trapped from mid Jan to first week in March.
- ☛ Seen a decrease in wolves due to aerial hunt, good deal! Troopers patrolled it somewhat overzealously though.
- ☛ The warmer and milder winters we been having changes the fur quality especially the big animals wolves & wolverine their winter coat is not as long. 2002-03 trapping season ½ of my martens had short fur with no guard fur and I received a very poor price, so I am waiting a month later to start trapping, this will give a chance for a better fur quality.
- ☛ Thanks for all the efforts!
- ☛ Yes, I would like to see ADFG to support trappers and their lines a little more. And the trapper questionnaire is great. Keep it up.
- ☛ Fire – death and destruction policies should be banned.
- ☛ Quit changing season lengths and # of allowed catches. Trapping is an income without it we cannot survive without leaving the state. Fur prices are ridiculous. I know the politicians are involved. The finished fur products keep going up and up but raw fur keeps dropping. The demand is even stronger than ever but prices keep dropping. Politics should not be involved the Game Board is full of politics.
- ☛ I was TDY (sent to Korea) for ½ the trapping season. This led me to only getting a couple of critters.
- ☛ Very hard to find a place to trap without stepping on other trappers. It would be really nice to find some way to inform new trappers in the area how and why it works as far as gaining a place to trap. F&G staff and the ATA have been very helpful in education and information.
- ☛ Yes, concerning moose hunting. Cow killing is “insane” there is plenty of habitat for moose to eat. The extended cow killing season (Dec. 10) is ruined my trapping effort because of all the snowmachiners running down trap line trails. I can't trap until after this cow killing spree. Question: why do you authorize the taking of a mature cow who is competent in protecting her calves from nature and predators! You take out 15 or more moose with every breeder cow and don't even mandate the mercy killing of her calf.
- ☛ First year getting the survey. I loved the information booklet and appreciate your hard effort to manage our wildlife. Thanks for opening fly & shoot fox again.
- ☛ Marten population still perilously low but better than last 2 years; few juveniles.
- ☛ Less recreators on trails 2004-2005. Luckily no dog mushers used the main trails (mining trails & roads) last year. Sets did not get trashed last year.
- ☛ In that 20 miles of trap line that burnt I'll say I lost 60 traps & snares burnt.
- ☛ Open beaver to a limited amount of being able to harvest by shooting.
- ☛ Get BLM on our side when it comes to land use. AK has a different life style & land use conditions than the US has. To not be able to camp in a wall tent or cabin for trapping use is ridiculous.
- ☛ Appreciate any efforts to educate the public about the positive aspects of responsible fur harvesting. I would hate to see it ever be done away with. Also appreciate the removal of beaver tagging in the Manley area – It was a pain in the ass.
- ☛ Letting my trap line rebuild population. Rabbit numbers are still low. Once rabbits pick up so will fur bearers.
- ☛ 3 of the 5 wolves I caught this year had lice and were given to Fish and Game.
- ☛ Your lynx season is short in 20A. If your going to use lynx track strategy in an area, use it right. Extend the season to appropriate length when the lynx are abundant. Don't keep the lynx season 1 month long when lynx are more abundant than any other furbearer in the area.
- ☛ Lost my line due to interior forest fires. A few pockets of marten around but spent the season clearing & making trail. Should get good in another year or so and then I'll be back at it!
- ☛ Normal season.
- ☛ How many moose/caribou/sheep are caught/killed in wolf snares/year – any estimates?
- ☛ With lynx so scarce in 20A last year I don't understand why your opening lynx to be Dec. 15 this year. From all evidence the rabbit pop. Is increasing dramatically – the lynx should increase dramatically yet the season is shortened. I trapped wolves the past 6 years and last year they were almost a no-show. If you – ADFG are trying to enhance (wild country) your doing a great job. This is one hunter trapper who is disturbed with your laws – I'm about ready to throw in the towel. I suspect with hundreds of cows taken out of this area, the wolves will solicit a better feeding ground. I just hunted 17-18 days of moose and saw 2 cows and a calf. Where will the bulls come from? Your decisions affect my freezer and my hobby. Sorry to have to tell you these things.

- ❖ Thanks to Craig Gardner for his efforts and break-away snare design. Don Young and Tom Seaton doing a superb job at mgmt of big game and furbearers.
- ❖ Thank you for all the good work you guys do. I really don't have any comments – except the wolf buffer zone (new one) on the east Nenana River along the park boundry it's a one mile set back from the park boundry – it affects only me – wolves can walk a mile in 5 min. at a slow trot – why can't we keep it @ the Nenana River (the park boundry) where it is easy to follow – not some ambiguous line on a map that is very hard to find in steep mountains – that is there just to appease a few animal right people or groups that do not live in this area – even the Park Service thinks its just political and has no scientific value at all – other than that life is good.
- ❖ There is too much made of fires and the lack of fighting them. It is repulsive when traplines and equipment is burned and the fire service is passing around t shirts & placks praising the fire fighting effort when in fact all that remains is charred ruins of cabins and a trail of bear cans from the fire fighters!!! Fire is good for the wildlife it's the efforts to control is not good.
- ❖ My line is mainly a lynx & wolf line. The reason I didn't trap lynx last year is because the season was too early. It closed the end of Dec. which is when our cats are prime. I chose not to kill any if they were not going to be prime, with exception of 2 incidentals in wolf snares. I am told this year we will have a longer and later season. I will trap mainly cats & wolves. Lynx populations in the Tanana flats are increasing a lot quicker than in surrounding areas. I had decent lynx populations even during the low cycle. This area also held pockets of snowshoes through the low cycle. I believe I can catch approximately 80 cats next year which is excellent for my area. Other trappers I know haven't seen cat sign for a couple of years. It is my belief that the flats are a nursery area that maintains a stable population of lynx even in low cycle. I also believe it repopulates surrounding areas during high cycle.
- ❖ I always buy a trapping license so, even if I don't run traps, I can take advantage of the trapping season & bag limits to "trap with my rifle."
- ❖ Keep mink season open until Mar. 31 in 20B. I trap along a river with a high mink population but they stay under the ice until it warms up in Mar. Most years I don't take any mink, then see sign everywhere when trapping beaver in Mar.
- ❖ It is bad policy to allow trapping of beaver open water style, in May & Sept. The houses in my area are all "farmed" and it is not possible to detect beaver "takes" that occur in "non-winter" environment. The fur is lousy during this time, and any "takes" result in waste. Areas with road access should have seasons closed in April & opened in November or later.
- ❖ Due to new laws that are recently being brought fourth for legislation, trying to get ATV's access through the Dalton Highway corridor, this season I may not be able to use my snowmachine to trap. That will, in affect, basically shut down my season for 2005-2006. I do not use 4 wheelers or ATV's here. Just my Sno-go for trapping.
- ❖ I still feel the coyote population is out of hand and the season needs to be extended.
- ❖ Consider making (red) fox & coyote season the same.
- ❖ Out of state most of the winter.
- ❖ Beaver season opening on Sept. 25 is to early. To many beaver being caught.
- ❖ We appreciate the great job that ADF&G does, trying to maximize hunting and trapping opportunity while avoiding overharvest.
- ❖ Furbearer prey was very abundant, didn't see increased response from furbearers yet. Expect to see better productivity this season. More wolf activity probably due to snow depth & immigration of more moose to hills this season.

## Arctic & Western

- ❖ I would like to see them legalize the use of snowmachines to pursue wolves in unit 22. Between the wolves and the bears the moose are getting hit hard in certain area's and the use of snowmachine to pursue them would be an effective tool to help keep them in check. And it would not bring publicity like aerial hunting does other then that keep up the good work.
- ❖ For Unit 23 – Noatak River Valley & drainage area the moose #'s are falling off. – Too many brown bears. Too few surviving calves. Strong wolf population chase caribou all winter – need to encourage more bear kills.
- ❖ Strong winter winds blew away most powder snow in Colville River this year. It was easy traveling and most animals stayed in the river. A new job only allowed 10 days of trapping for me. I set more traps and consentrated on area with lots of sign. An excellent year for trapping this season.
- ❖ Someone complained about a September beaver season – that season is a true gift if you choose to use it – the beaver are suitable to make great beaver hats – they have enough food down by Sept. 15 to feed the ones you don't take from the lodge and its really nice to go into trapping season with 20 to 40 beaver bodies as bait.

- ☛ Saw some return of lynx to Ambler area, and in pockets of far upper Noatak R. Less wolverine up there. Beaver doing well. Very few foxes in those areas. I'm not trapping any more.
- ☛ Thank you for your easy to fill out and unintrusive form. I also commend you on being faithful to send last year's results. All in all it was a good year. Lots of snow and warm spells made travelling through the trees easy, lost a few sets due to deep snow however. The rabbits in GMU 23 can't decide what to do. We've been waiting for them for some time. Very few wolverine, lots of 'rats, and plenty of wolves became parki ruffs and mukluks last season thanks to some full-time hunter/trappers.
- ☛ Do to prices on furs I don't feel it was worth it to trap.
- ☛ After 32 years as Private Fish and Game License Vendor for State of Alaska I re-tired December 31<sup>st</sup> 2004. I don't trap, fish or hunt anymore. I do subsistence fishing and hunting for food once or twice a month. Just enough fish for drying and freezing to put away. Once in a while caribou or moose to come to me when I go boating in the rivers or ocean, just to fill my freezer. They know I retired as Fish & Game License Vendor.
- ☛ Lynx all over (lots).
- ☛ I didn't have the transportation to trap, also other personal, & family stuff going. Maybe this season. Thank you.
- ☛ No luck hunting.
- ☛ Keep up the good work!!
- ☛ Well gas prices keep raising; so I think there will be a lot less traffic this winter. I'm hoping that will let a few of the animals multiply. Also AdF need a person watching fall hunts for amount of white people takes in horns and very little meat. Very common occurrence in Unit 23.
- ☛ Otter tagger always run out of tags, last winter he got his tags from Nome. I got four pelts I want to send to tanners but, I got no tags.
- ☛ Fuel? Prices?
- ☛ This past winter harvest of lynx was down along the hills southwest of Pitmihtalik and all game were shot after sighted either lying & resting during afternoon or early morning or late afternoon. Binoculars used for spotting in or along willows in hill valleys. Have not sold any wolves, otter, & wolverine taken in past hunts. Were used for subsistence use. Not many taken less than 5 at the most. Most wolves & wolverines taken were used for subsistence use. Most hunters are 30 to 50 years old and the wolves are scarce – some wolves come with the caribou that nearly come within our area Pastol hills & Pitmihtalik hills.
- ☛ I appreciate the interest and support trappers receive from ADF&G. Thank you. Didn't make as much on wolves this year. 1/3 of them were Sampson and nearly worthless. Only one was a pup. Seems that the lack of caribou left only the resident wolves and they weren't having a good time of it. As for trappers, I figure we are among the richest people in Alaska. Our wealth consists of grand experience.
- ☛ If you want to thin out the wolves – let us take them by any means as long as fur is salvaged. I don't know much about ADF&G's budget but putting a bounty on wolves would help thin them out – most people can't afford the fuel to just go look for wolves to hunt. They don't put meat on the table. Also get rid of the local C.O., the man doesn't even know the laws he is enforcing – i.e. he asked me for a trapping license in 04' and I showed him my 03' trapping license – He said "this is an 03' trapping license" as if it were expired. I had to educate him. A C.O. that doesn't know the laws that they are enforcing should not be enforcing them. I don't need idiots out there bothering me, when I'm trying to trap and thin out these wolves that need some management.
- ☛ I'd like to see marten season continue to end of wolverine season in Unit 19 like in Unit 18. It's difficult to keep them out of wolverine sets without using "protective" marten traps. I trap very near Unit 18 and a fellow trapper in 18.
- ☛ Things are looking up for us trappers around here the lynx and otter prices are real good at the auction houses and the population of both species are exploding along with many others like beaver fox rabbit and rodents not to mention moose which I can already see are going to be a hindrance to my sets. I am already afraid to set wolf snares in some locations for fear of catching a moose and they trample my traps also. But it's nice to have easy meat. The lynx population is as high as I have seen it in the last 20 years and I expect even more this year. Only 2 wolves were taken from this village 04-05 but deep snow kept them safe from snow-goes and put my traps and snares out of commission frequently. I noted tracks of several packs and more loners and pairs along with more moose kills although in the fall I still see both calves with the cows one even had 3 there seems to be more muskrats but not like the old days possible otters prey on them. Grouse (ruffed) are becoming abundant like I never seen before they are in the cottonwood and thick alder patches this fall I have flushed several flocks of 10-20 of them per flock possibly family units I also saw many in the winter. Waterfowl are doing good lots of swans and cranes there seems to be more yellow foot geese than any other and fewer cacklers and lesser Canadians it could be there are just more yellow feet. There were also less arctic hares (the big ones) not many were caught this winter I also noted two oddball species that I haven't seen before around here one was a marmot it was by the dock so it might of come off a barge the other was a kangaroo mouse. I would like to thank Fish & Game for supporting our need for predator control of wolves where needed, we trappers can't take care of it alone. I would also like to thank our area biologist

- ❁ for keeping us informed through newspaper articles in the local paper it never hurts to educate the public on the issues of concern and I think it should be mandatory the people have become more law abiding through education instead of fines keep up the good work and the questionnaire it should also be recognised that some trappers have more than one trapline, I don't trap beaver on the same line as I trap marten or lynx or wolf I have 3 different lines one for each species.
- ❁ With the warmer temperatures till late December; snow conditions do not permit us (residents) to travel outside the community due to not enough snow or thin river ice; Beaver not common to our area are starting to migrate westward and starting to see other species common to warmer temperatures down south.
- ❁ Beaver in Selawik area are growing in population. About thirty years ago, "there were no beaver in our Fish camp," about five miles southeast of Selawik. Now they are damming some drainages to some lakes, resulting fewer fish caught in our nets. Also concern about beaver piss in our waters.
- ❁ Thanks for requesting this information and making the results available. Keep up the good work.
- ❁ I do not make sets. I annually purchase a trapping license to increase bag limits should the opportunity arise. I periodically took my 1<sup>st</sup> grade son with me on long snowmachine rides while seeking out furbearers to harvest.
- ❁ We should change the hunting dates for bear hunting in game unit 22C. These days the weather is milder than usual. The warmer temps causes the winter snow to melt faster than normal. Some of us hunters only have snowmachines & no 4 wheelers. Therefore we are unable to pursue bear hunting when the snow is all gone.
- ❁ You need to have some kind of trapping training for catching wolves. They are the supreme catch. Seen one moose that wolves brought down. Would be nice to have trappers put some sets, in writing, in your questionnaire, it would be great to pass on knowledge.
- ❁ Didn't like idea of shooting wolves from the air.
- ❁ I've been getting these questionnaires every year. I've made comments before. I'm glad for these opportunities for our voices to be heard. Only one problem I have, this area has too many wolves, beaver, and bears. It would be nice if the questionnaires we fill out for you guys could spark an action on working for a decrease in the three furbearers I named. Thank you for all your efforts.
- ❁ There was late snow on ground, ice formed roughly on rivers and we had late snow fall and a couple of week long bouts of extreme cold weather. I saw tracks of 3 different wolf packs and heard of 2 more other packs from other hunters. Saw signs of 2 moose kills by wolves. There are too many beaver in the Egavik River, 12 mi up the coast, distorting the mouth of the river, completely closing it off at times, making it hard to enter the river. Need to start a class teaching young hunter/trappers how to get beaver through the ice and make sets for marten.



Photo by Danielle Jerry, USFWS

## **Author's Note**

I would like to extend my thanks to all of you who responded to the 2005-06 trapper survey. I would also like to thank Tom Paul for reviewing the 2004-05 report. I hope you find the report informative and useful.

As I mentioned in the Introduction, I am working to update our trapper mailing list in hopes of increasing the number of respondents, particularly the number of active trappers. The more active trappers that participate, the clearer the picture of what's going on out there, and the better we can manage your resources. If you move, please call or email me to update your address. If you know trappers who aren't receiving the questionnaire, send me their contact information or have them contact me directly. I also welcome your suggestions for improving the questionnaire or report.

Good luck in the field this year. I look forward to hearing from you.

Sincerely,

Karen Blejwas  
Wildlife Biologist  
(907) 465-4148  
karen\_blejwas@fishgame.state.ak.us

Alaska Department of Fish and Game  
Division of Wildlife Conservation



Photo by Darryl Aafedt

October 2006