

Division of Commercial Fisheries
Sam Rabung, Director

Homer Office
3298 Douglas Place
Homer, AK 99603



Alaska Department of Fish and Game
Doug Vincent-Lang, Commissioner

PO Box 115526
Juneau, AK 99811-5526
www.adfg.alaska.gov

Advisory Announcement

For Immediate Release: March 5, 2020

CONTACT: Wyatt Rhea-Fournier

Shellfish Research Biologist
(907) 235-8191

Prince William Sound Area Shrimp Pot Survey Summary

The Alaska Department of Fish and Game conducts an annual longline pot survey on spot shrimp in Prince William Sound (PWS). This document provides the most current summary of spot shrimp survey data as well as management area-specific survey catch data.

The figures below indicate the survey location (Figure 1), the average carapace length (Figure 2), and the average total weight of spot shrimp per pot (Figure 3), for the entire survey area from 1992 to present. Also included are the average carapace length (Figure 4) and the average total weight of spot shrimp per pot (Figure 5) for the three commercial management areas. Dashed lines in each figure represent long-term averages. The average total weight are presented for all sizes of spot shrimp caught in the survey as well as those with a carapace length of 32 mm and greater, which is the portion of the population that is typically harvested and is used to set commercial guideline harvest limits. Please contact Wyatt Rhea-Fournier (907-235-1741) for research questions and Jan Rumble (907-235-1726) for management questions.

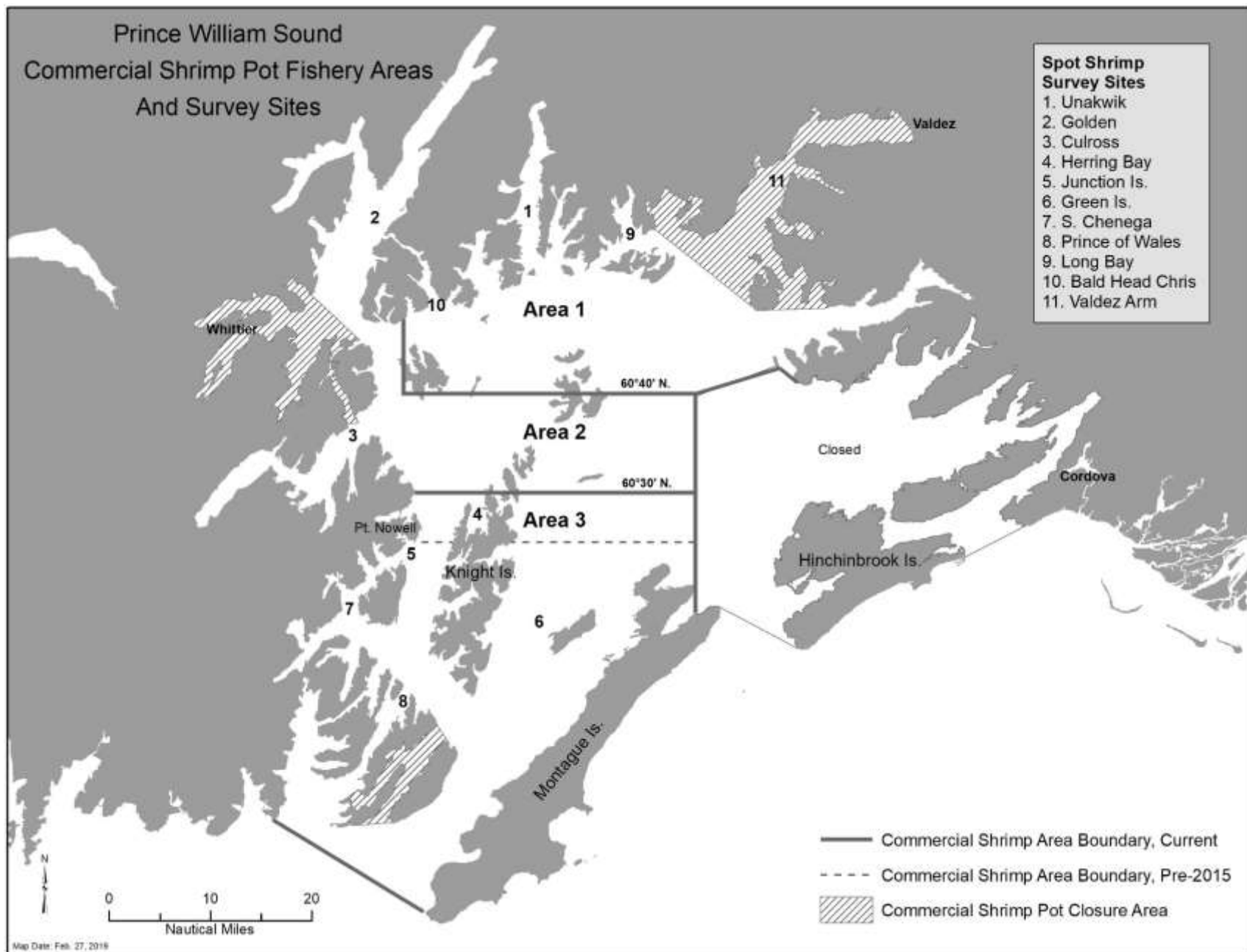


Figure 1.— Shrimp pot survey sites and three commercial management areas in Prince William Sound.

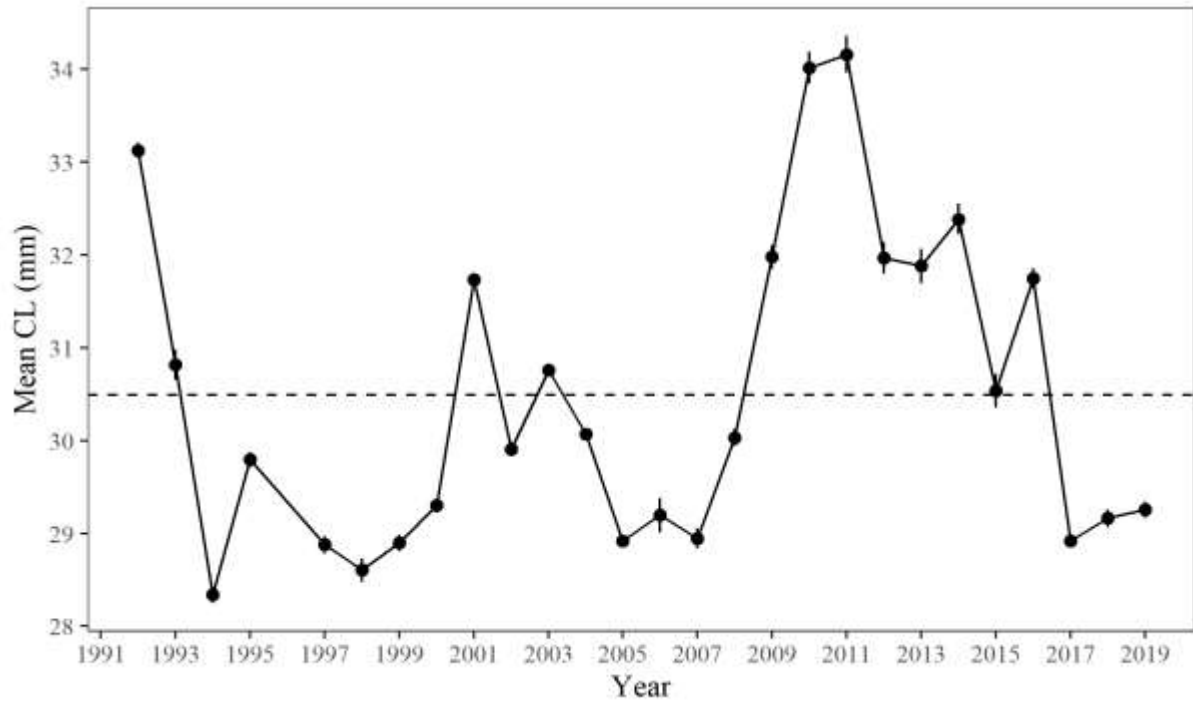


Figure 2.—Annual mean (average) carapace length of all spot shrimp for entire survey area.

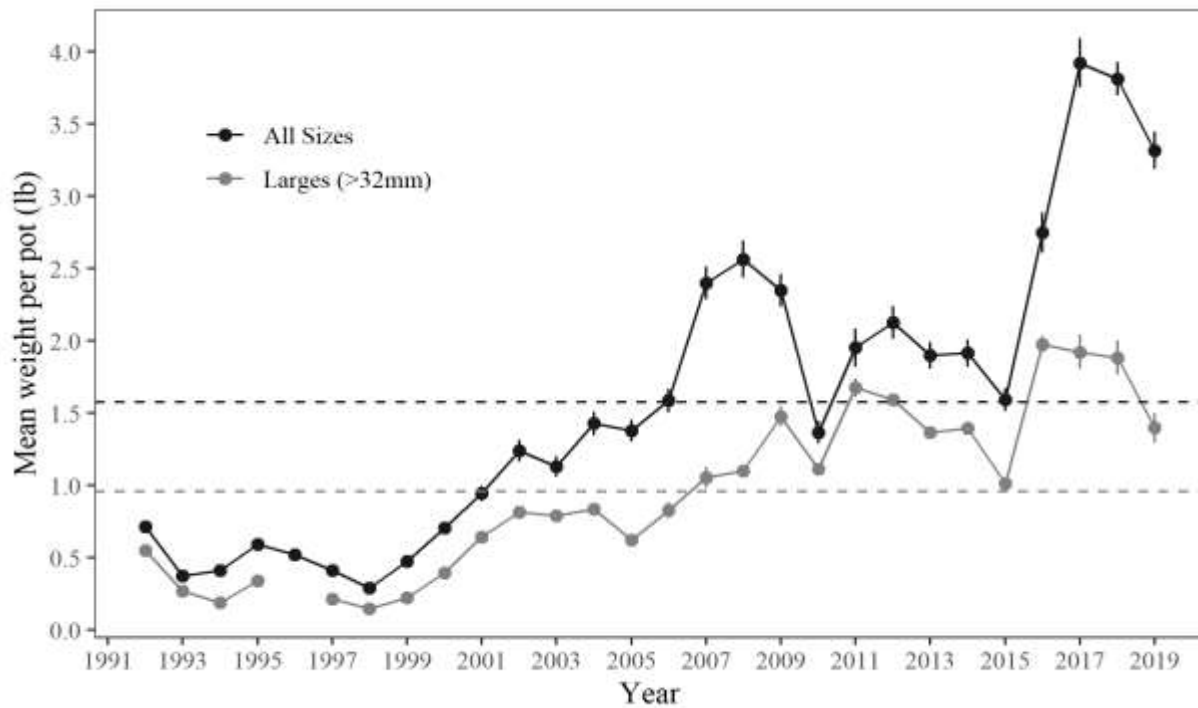


Figure 3.—Annual mean (average) total weight of spot shrimp per pot and mean weight of commercially marketable shrimp per pot (those equal to or greater than 32 mm in carapace length) for the entire survey area.

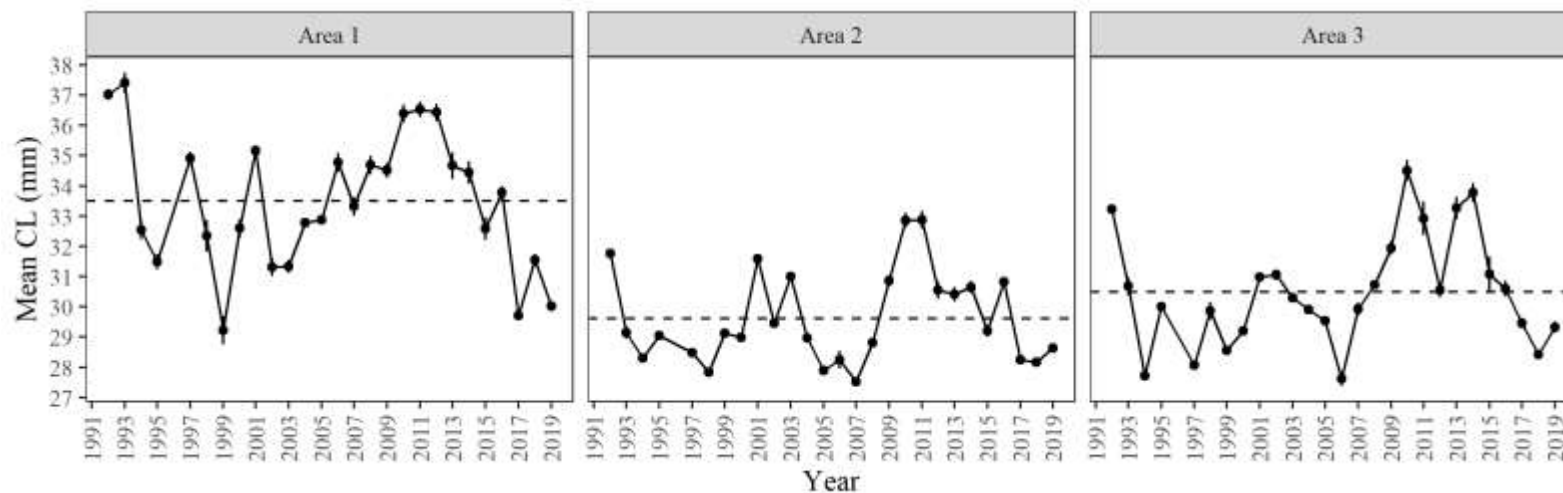


Figure 4.—Annual mean (average) carapace length of all spot shrimp for each commercial management area.

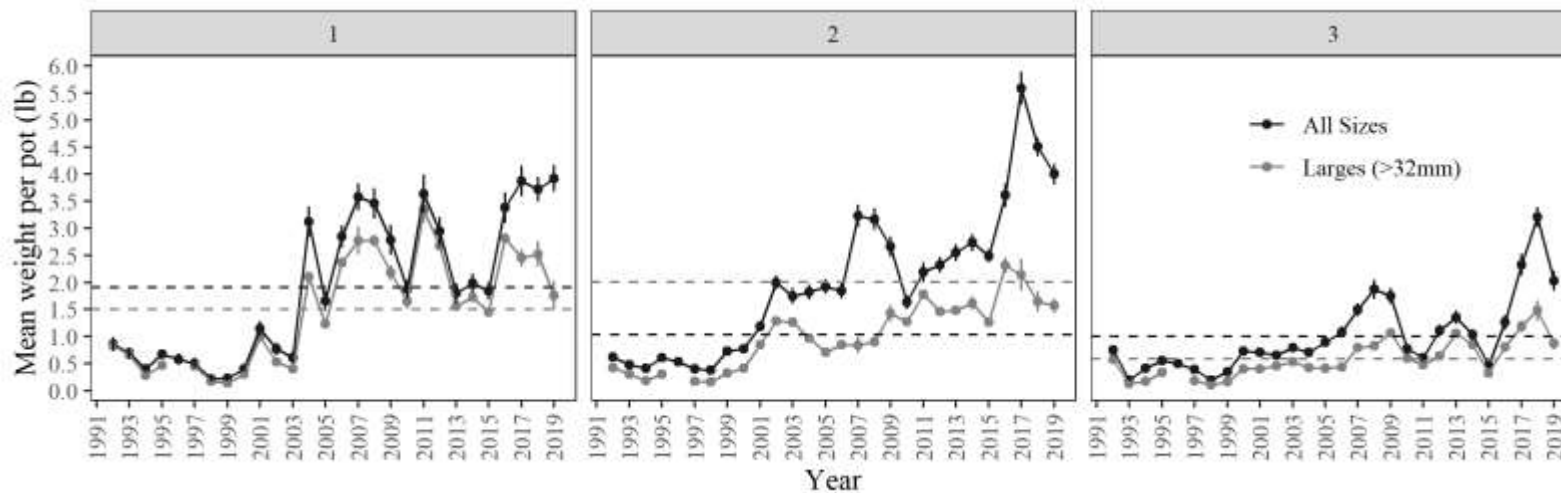


Figure 5.—Annual mean (average) total weight of spot shrimp per pot and mean weight of commercially marketable shrimp per pot (those equal to or greater than 32 mm in carapace length) for each commercial management area.