

Kuskokwim River Salmon Management Working Group

1 (800) 315-6338 (MEET) Code: 58756# (KUSKO)

ADF&G Bethel toll free: 1 (855) 933-2433

Meeting Agenda

Date: 07/13/2020

Time: 6:00 p.m.

Place: Teleconference

Time Called to Order:

Chair: LaMont Albertson

ROLL CALL TO ESTABLISH QUORUM:

Upriver Elder:
Downriver Elder:
Commercial Fisher:
Lower River Subsistence:
Middle River Subsistence:
Upper River Subsistence:
Headwaters Subsistence:

QUORUM MET? Yes / No

Processor:
Member at Large:
Sport Fisher:
Western Interior RAC:
Y-K Delta RAC:
KRITFC:
ADF&G:

INTRODUCTIONS:

INVOCATION:

APPROVAL OF MINUTES: *Optional. ADF&G does not prepare official meeting minutes.*

APPROVAL OF AGENDA: *the agenda may be amended at this time.*

USFWS/KRITFC UPDATE:

ADF&G MANAGEMENT ACTIONS UNDER CONSIDERATION:

PEOPLE TO BE HEARD: *Non-Working Group Members*

CONTINUING BUSINESS:

- Subsistence Reports: Lowest River, ONC Inseason Subsistence Report, Lower River, Middle River, Upper River, Headwaters
- Overview of Kuskokwim River salmon run assessment:
 - a. Test Fisheries (Bethel and Aniak):
 - b. Sonar/Weirs/Aerial Surveys/Other:
 - c. NVN Report:
- Commercial Catch Report: N/A
- Processor Report: N/A
- Sport Fish Report:
- Intercept Fishery Report: *optional*
- Weather Forecast:
- Discussion of ADF&G Management considerations and discussion of possible alternatives (recommendations from the Working Group):
- Motion for Discussion and Action:

OLD BUSINESS:

- Meeting attendance and vacant seats

NEW BUSINESS:

COMMENTS FROM WORKING GROUP MEMBERS:

NEXT MEETING DATE: _____ **Time:** _____ **Place:** _____

Informational Packet

Information Packets *ARE*:

- **Intended to help inform Working Group discussions.**
- **To be viewed and used in context with Working Group meetings only.**

Packets *ARE NOT*:

- **To be viewed as standalone documents.**
- **A final say on fisheries management decisions.**

Please use this information responsibly:

Packet information is an incomplete snapshot of an ongoing discussion and changing conditions. Packet information should not be reproduced for any purpose other than to describe Working Group meeting discussions.

Misuse of Packet information can contribute to misunderstandings that can **cause harm to salmon users** and potentially **damage salmon resources**.

Ask Questions: ADF&G staff will be happy to answer biology and management questions. Please call **1-855-933-2433** to reach ADF&G Kuskokwim Area staff.

Attend Meetings: Each Working Group meeting is announced at least 48 hours prior to time and date of meeting. In addition, each meeting is recorded. Recordings can be found here:
http://www.adfg.alaska.gov/index.cfm?adfg=commercialbyarea_kuskokwim.kswg

Viewing the information packet while listening to meetings/recordings will provide a better understanding of the information presented in this packet.

Thank you,
Lily Reichard
Working Group Coordinator

Orutsararmiut Native Council (ONC) Inseason Harvest Monitoring Weekly Report

July 13, 2020

Summary of Interview Activities

On Saturday, July 11, our fisheries team contacted a total of 20 fish camps from Oscarville slough up to the bluffs to conduct the end of the season survey.

Fishing Progress Information

The majority of respondents (n=16) did not meet their Chinook salmon harvest goals, sockeye salmon harvest goals (n=14) and chum salmon harvest goals (n=10). Reasons provided for not meeting Chinook and sockeye salmon harvest goals primarily included lack of fishing opportunities and late fishing opportunities provided by managers. One fish camp did not meet their harvest goals due to personal reasons. The majority of respondents who did not meet their chum salmon harvest goals attributed it to a weak chum salmon run. Of the camps we visited, most camps were still actively fishing for sockeye salmon and chum salmon.

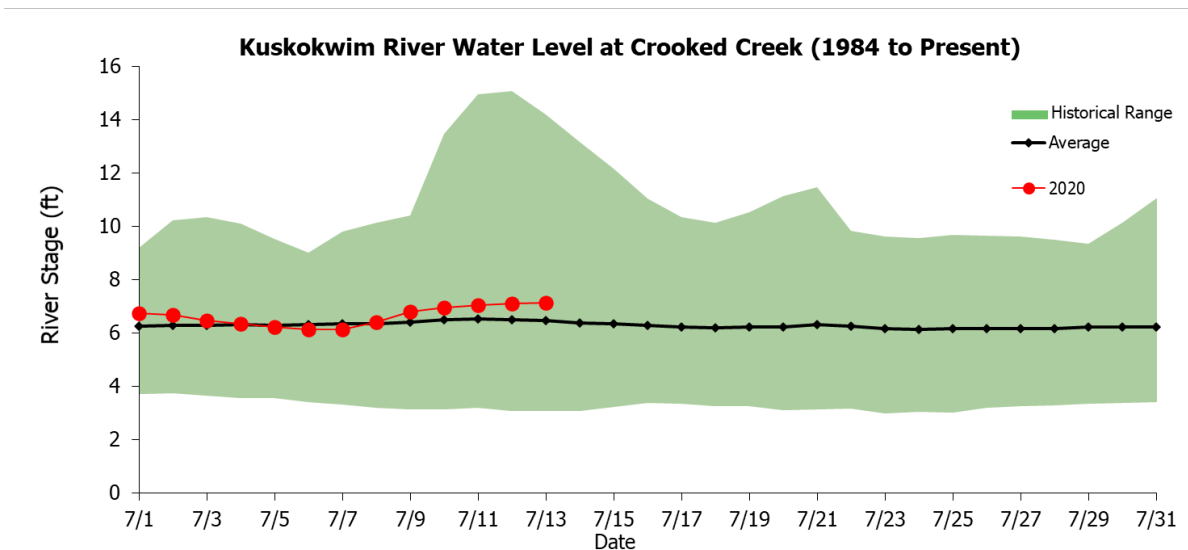
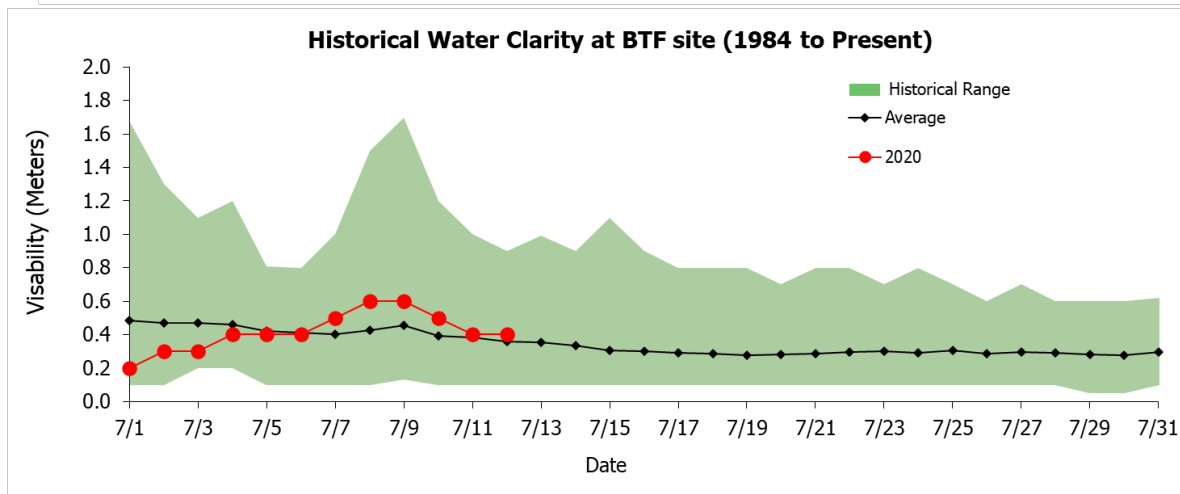
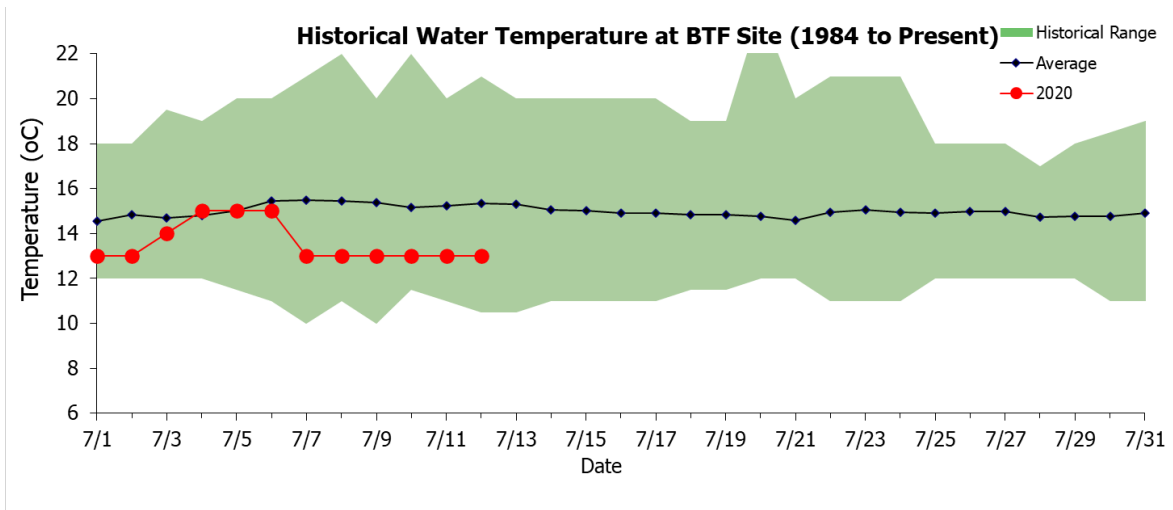
End of the Season Community Feedback

At the end of the season, we asked fish camp users, “Have you or the Bethel community benefited from being involved with the ONC inseason harvest monitoring program?” We then followed up with asking them to identify how they have benefited or if they have not benefited, what are ways our program can be more beneficial and helpful to them in the future. This season, the majority of respondents (n=19) benefited from being involved with the ONC inseason harvest monitoring program. Fishers benefited from the fish distribution program, the financial incentive associated with the Chinook salmon age-sex-length saampling program, being more informed of fishing opportunities, tracking harvest numbers and by having their comments and concerns shared at the fisheries management meetings. Those who did not benefit (n=1) were surveyed for the first time this season by ONC.

Regarding final thoughts and comments for this fisheries season, the majority of users said they would like more opportunities to fish. Some stated that fishing opportunities should be structured around the high tides, while others preferred fishing opportunities to be later in the day and not starting at 6AM. Fishers stated the 12 hour fishing opportunities are too short, stressful and combative and would prefer to have longer fishing periods. Fishers also stated that when fisheries closures do occur, it should be a river wide closure, rather than some sections open while other sections remain closed. Comments were also shared regarding the need to have more locals serving in fisheries management roles. Another camp talked about how subsistence fishers are still going to find a way to meet their salmon harvest goals despite limited fishing opportunities earlier this season. Fishers also stated it is now berry picking season and too late for fishing, because they will now transition to other subsistence activities.

Fish Distribution

From July 6-July 12, we distributed 48 Chinook salmon to Bethel area Elders, disabled and widows. We also distributed fish to ONC Senior Services Department Meals on Wheels Program and for one family funeral feast. These fish were caught by the Alaska Department of Fish & Game Bethel Test Fishery.



Kuskokwim River Salmon Assessment Update

7/12/2020



This document presents the key assessment information considered by managers in-season. The production of this document is a collaborative effort between USFWS and ADF&G. **All data and analyses contained are preliminary and are subject to change, so please make interpretations carefully.**

If you have any questions about the content, please contact Gary Decossas (USFWS; gary_decossas@fws.gov) or Sean Larson (ADF&G; sean.larson@alaska.gov). Major credit for the development of this data packet belongs to Ben Staton.

Table of Contents:

Bethel Test Fishery Summaries

- Page 2: [Chinook Salmon](#)
- Page 3: [Chum Salmon](#)
- Page 4: [Sockeye Salmon](#)

Species Composition Summaries

- Page 5: [Chum/Sockeye:Chinook Salmon Ratio](#)
- Page 6: [Percent Composition](#)

Appendices

- Page 7: [Sonar Passage Estimates](#)
- Page 8: [In-Season Harvest Estimates](#)
- Page 9: [Chinook Salmon](#)
- Page 10: [Chum Salmon](#)
- Page 11: [Sockeye Salmon](#)

Abbreviations:

- BTF: Bethel Test Fishery
- ATF: Aniak Test Fishery
- CPUE: Catch-per-unit-effort
- EOS: End-of-Season
- ADF&G: Alaska Department of Fish and Game
- KRITFC: Kuskokwim River Inter-tribal Fisheries Commission
- OTNC: Orutsaramiut Traditional Native Council
- USFWS: United States Fish and Wildlife Service
- YDNWR: Yukon Delta National Wildlife Refuge

To view escapement information, please visit the ADF&G Kuskokwim River Fish Counts page:

- <http://www.adfg.alaska.gov/index.cfm?adfg=commercialbyareakuskokwim.salmon#fishcounts>

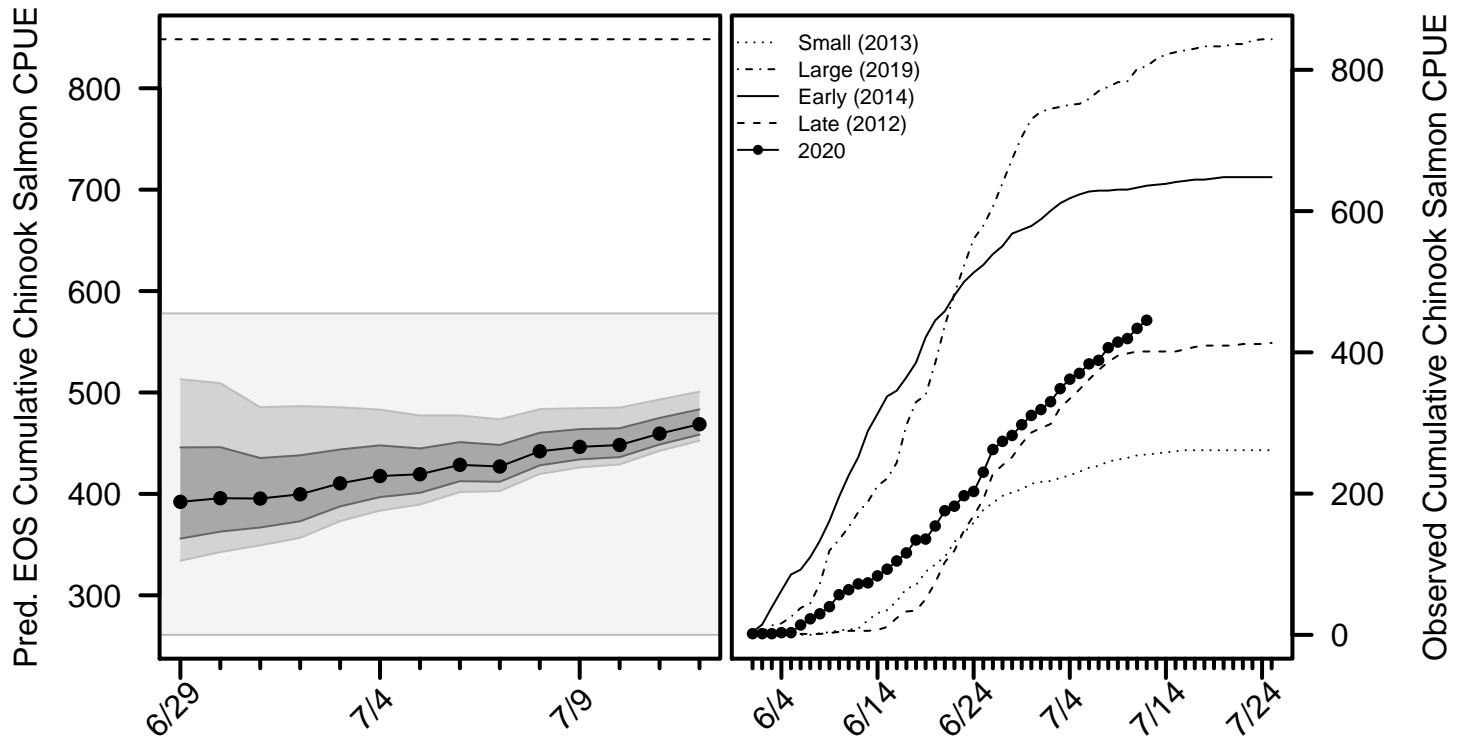
For the most up-to-date information regarding fishing opportunities please visit:

- USFWS: https://www.fws.gov/refuge/yukon_delta/wildlife_and_habitat/dailyupdate.html
- ADF&G: <http://www.adfg.alaska.gov/index.cfm?adfg=cfnews.main>

Chinook Salmon BTF Summary (7/12)

- The BTF daily CPUE was **12**.
- The BTF cumulative CPUE is now **445**.
- **33%** years since 2008 fell below this cumulative CPUE on this date.
- **95%** of the run is complete based on historical average run timing.
- **92% - 97%** of the run is complete based the central 50% of all historical run timing scenarios.
- **1% - 3%** of the run is expected to pass Bethel in the next 5 days.
- Over the last 3 days, Chinook salmon made up **10%** of the BTF catches, compared to **3%** on average.

Chinook Salmon Figure 1. *Left:* predicted cumulative EOS BTF CPUE according to various run timing scenarios: central 80% (light grey band), central 50% (dark grey band), and the historical median (circles). The grey box shows the range of EOS values from 2010 - 2013, which indexed run sizes past Bethel ranging from 60,000 to 82,000. The dashed horizontal line shows the EOS value from 2019. *Right:* The cumulative BTF CPUE from 2020 plotted along with four previous years intended to represent a range of early/late and small/large index values.



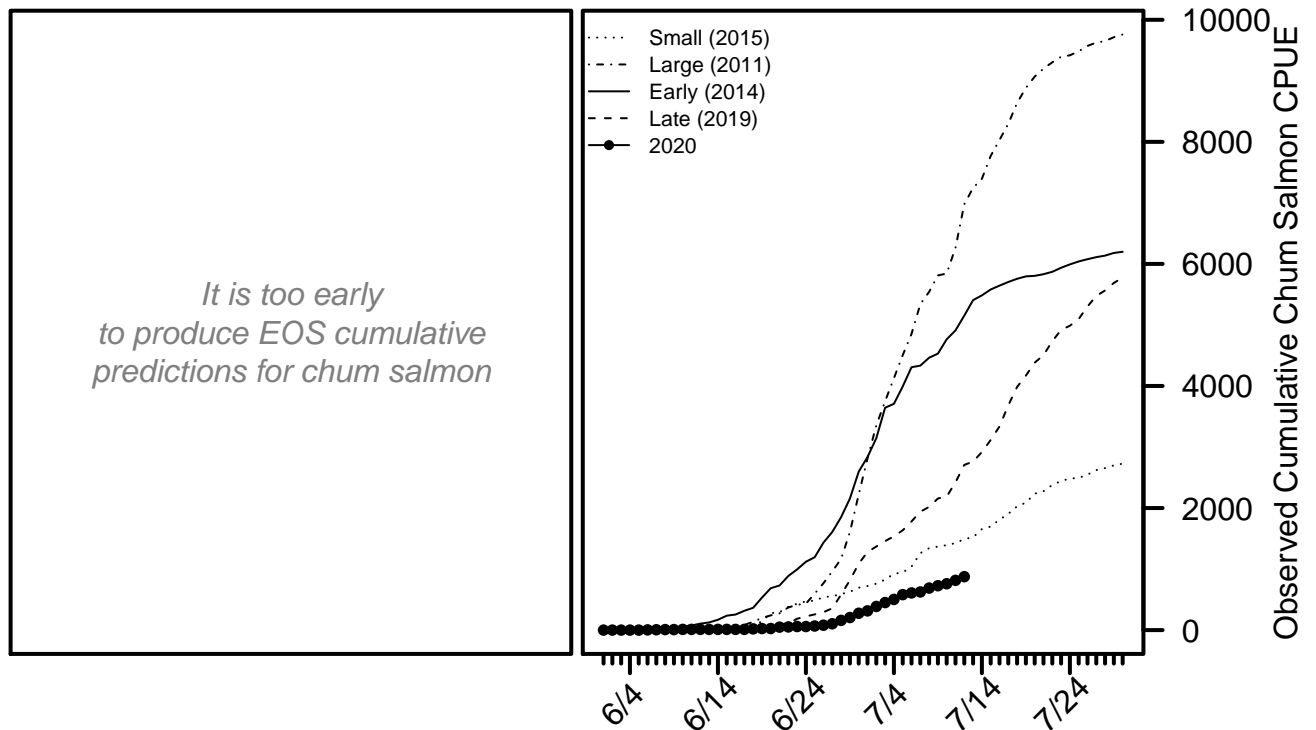
For more detailed information, see the [Chinook salmon appendix](#) at the end of this document.

[Return to Table of Contents](#)

Chum Salmon BTF Summary (7/12)

- The BTF daily CPUE was **60**.
- The BTF cumulative CPUE is now **875**.
- **0%** years since 2008 fell below this cumulative CPUE on this date.
- **75%** of the run is complete based on historical average run timing.
- **64% - 83%** of the run is complete based the central 50% of all historical run timing scenarios.
- **8% - 13%** of the run is expected to pass Bethel in the next 5 days.
- Over the last 3 days, chum salmon made up **49%** of the BTF catches, compared to **80%** on average.

Chum Salmon Figure 1. *Left:* will show predicted cumulative EOS BTF CPUE according to various run timing scenarios when enough data have been collected. *Right:* The cumulative BTF CPUE from 2020 plotted along with four previous years intended to represent a range of early/late and small/large index values.



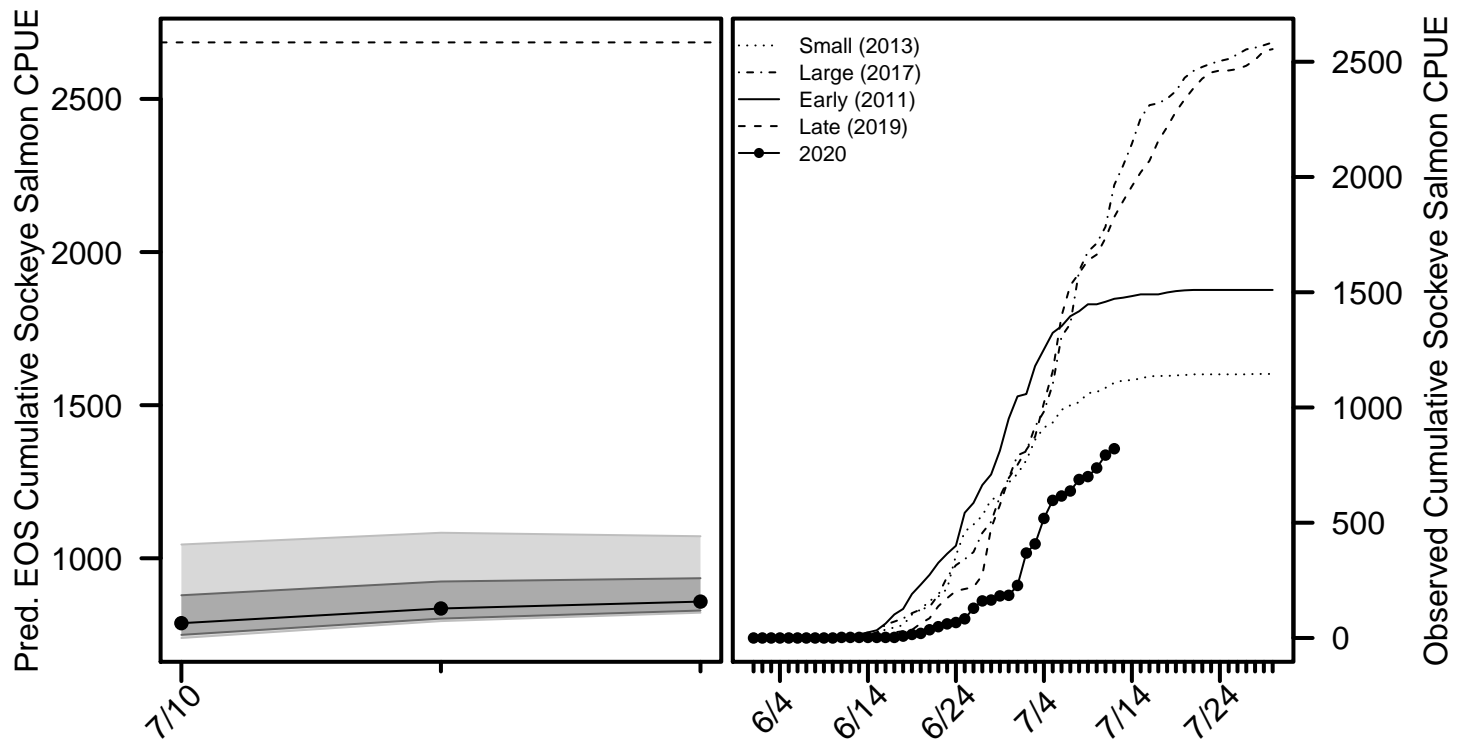
For more detailed information, see the [chum salmon appendix](#) at the end of this document.

[Return to Table of Contents](#)

Sockeye Salmon BTF Summary (7/12)

- The BTF daily CPUE was **28**.
- The BTF cumulative CPUE is now **821**.
- **0%** years since 2008 fell below this cumulative CPUE on this date.
- **96%** of the run is complete based on historical average run timing.
- **88% - 99%** of the run is complete based the central 50% of all historical run timing scenarios.
- **1% - 7%** of the run is expected to pass Bethel in the next 5 days.
- Over the last 3 days, sockeye salmon made up **40%** of the BTF catches, compared to **16%** on average.

Sockeye Salmon Figure 1. *Left:* predicted cumulative EOS BTF CPUE according to various run timing scenarios: central 80% (light grey band), central 50% (dark grey band), and the historical median (circles). The dashed horizontal line shows the EOS value from 2019. *Right:* The cumulative BTF CPUE from 2020 plotted along with four previous years intended to represent a range of early/late and small/large index values.



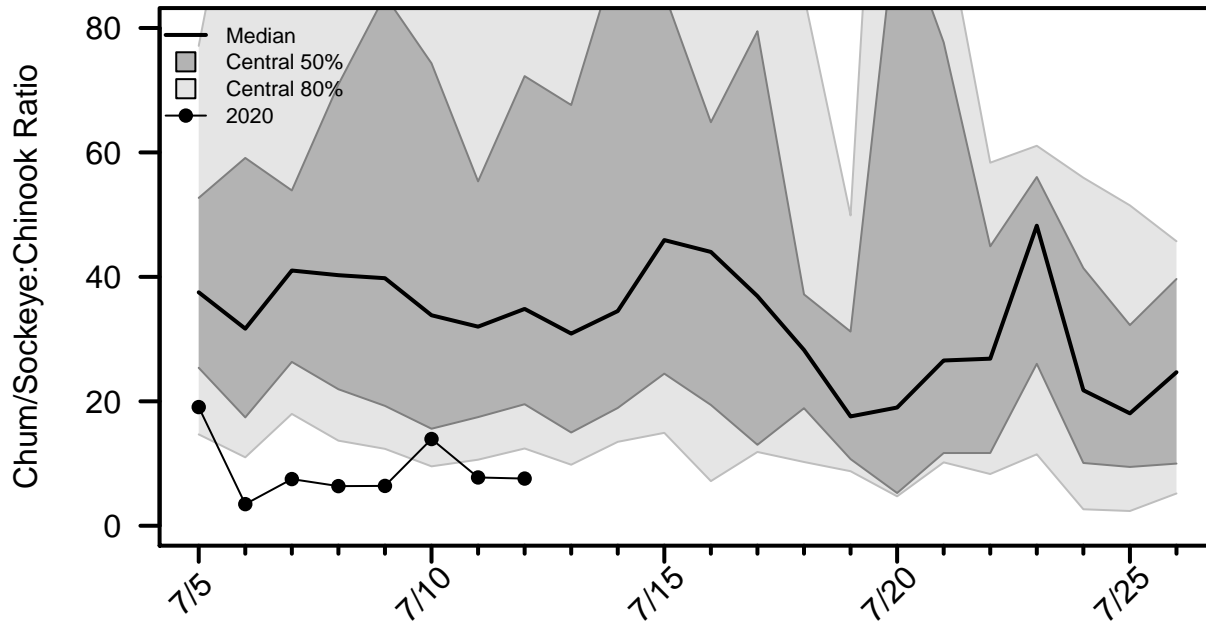
For more detailed information, see the [sockeye salmon appendix](#) at the end of this document.

[Return to Table of Contents](#)

Chum/Sockeye:Chinook Salmon Ratio

This ratio is calculated by dividing the total number of chum and sockeye salmon counted by the number of Chinook salmon counted by a project each day. A value of zero indicates Chinook salmon were counted that day, but not chum or sockeye salmon. A missing value on a day the project operated indicates no Chinook salmon were counted that day.

Species Ratio Figure 1. Time series of the species ratio in the BTF with historical quantiles shown as grey regions and the ratio time series for 2020 shown with points connected by lines.



Ratio Table 1. A subset of the species ratios displayed in **Ratio Figure 1**, including the ratios from the ATF.

Date	2020 BTF	BTF Median	BTF Lower 10%	BTF Upper 10%	2020 ATF
7/9	6.41	39.78	12.36	197.8	1.46
7/10	13.94	33.83	9.55	104.2	2.54
7/11	7.76	32	10.62	121.3	8.71
7/12	7.58	34.85	12.42	148.8	–
7/13		30.88	9.81	164.8	
7/14		34.5	13.49	193.8	
7/15		45.91	14.93	121	

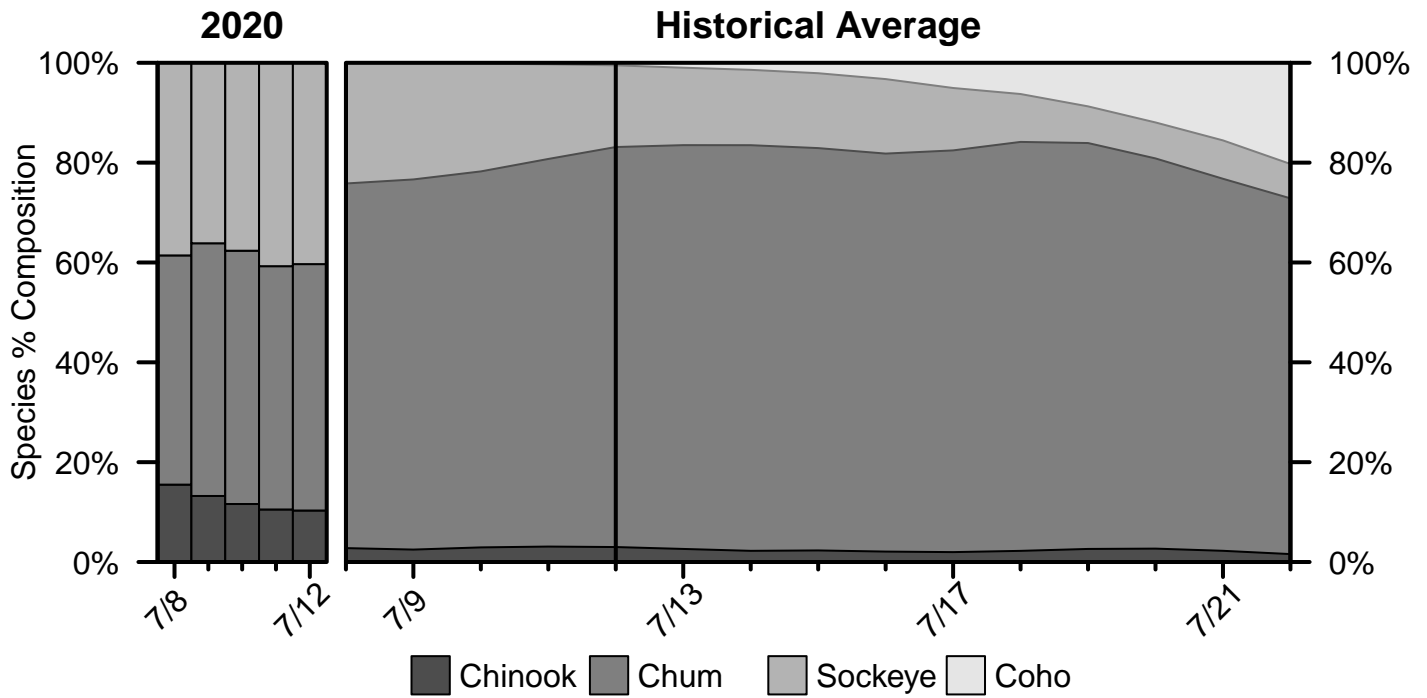
Ratio Table 2. The percent of previous years in which a given species ratio was exceeded at least once before a certain day in the BTF.

Date	Ratio > 3	Ratio > 5	Ratio > 7	Ratio > 10	Ratio > 20
7/9	100%	100%	100%	100%	100%
7/10	100%	100%	100%	100%	100%
7/11	100%	100%	100%	100%	100%
7/12	100%	100%	100%	100%	100%
7/13	100%	100%	100%	100%	100%
7/14	100%	100%	100%	100%	100%
7/15	100%	100%	100%	100%	100%

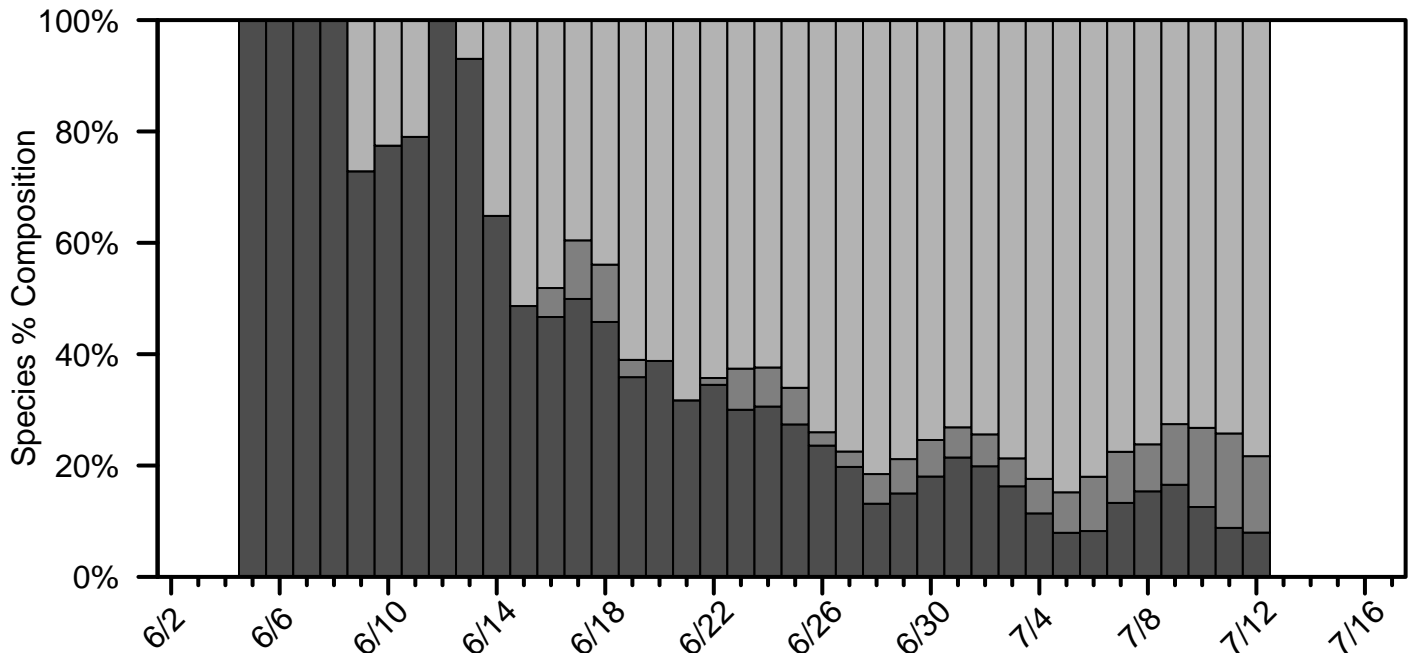
[Return to Table of Contents](#)

Percent Composition by Salmon Species

Percent Composition Figure 1. Species percent composition in the BTF from 2020 and based on the historical average. The composition presented on each day represents the average composition over the past 3 days.



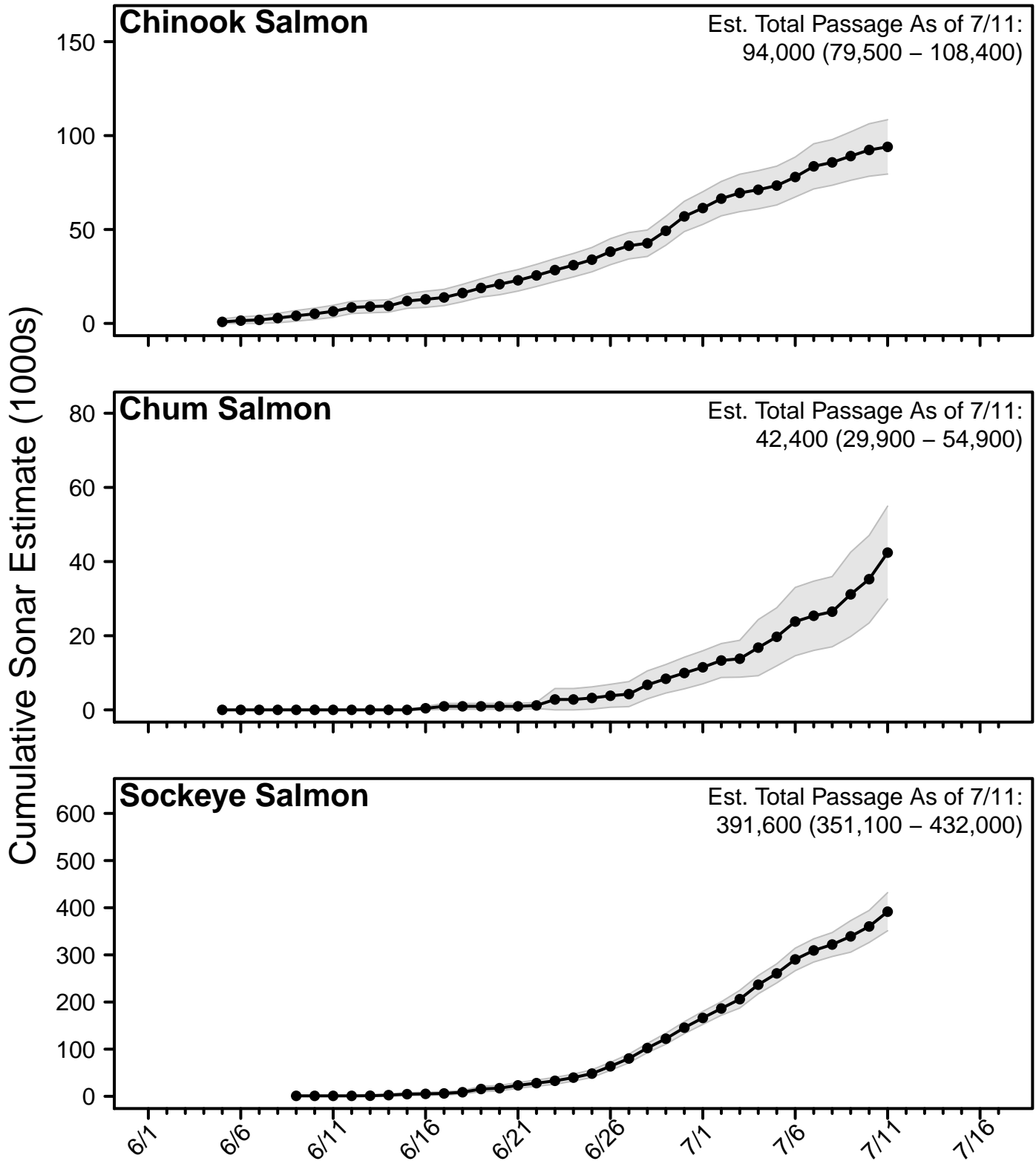
Species Composition Figure 2. Species percent composition from the sonar estimates from 2020 (salmon species only, excluding pink salmon). The composition presented on each day represents the average composition over the past 3 days.



[Return to Table of Contents](#)

Sonar Passage Estimates

Sonar Figure 1. Cumulative estimates of salmon passage from the 2020 sonar operation through the last complete reporting day. Grey bands show the 95% confidence intervals on each complete reporting day.



[Return to Table of Contents](#)

In-Season Harvest Estimates

In-season harvest estimates are produced by combining counts of total fishing effort (usually obtained via aerial survey) and on-the-ground fisher interview information using statistically-rigorous methodology. The data collection efforts to produce these estimates is a highly collaborative effort, involving staff from ADF&G, KRITFC, OTNC, and USFWS. Although USFWS performs the data analysis and harvest estimation, all estimates undergo technical review by a panel comprised of representatives from each of these entities.

Much more detailed information can be found on the YDNWR website (https://www.fws.gov/refuge/yukon_delta/wildlife_and_habitat/dailyupdate.html).

In the tables below, CV stands for coefficient of variation, which is a commonly-used measure of uncertainty in the estimate (larger CV values are more uncertain). Note: Harvest estimates from the June 24 opportunity and not available.

Harvest Table 1. Estimated total Chinook salmon harvest within the YDNWR, excluding the section between Akiak and Kalskag.

Date	Daily Harvest	Cumulative Harvest	Daily CV	Cumulative CV
6/3	180	180	54.02	54.02
6/6	570	730	20.48	9.91
6/9	670	1,420	14.74	8.81
6/12	3,090	4,360	11	5.85
6/15	5,080	9,740	10	5.9
6/18	8,160	17,770	6	3.82

Harvest Table 2. Estimated total chum salmon harvest within the YDNWR, excluding the section between Akiak and Kalskag.

Date	Daily Harvest	Cumulative Harvest	Daily CV	Cumulative CV
6/3	0	0	0	0
6/6	90	80	26.16	13
6/9	60	140	40.55	11.01
6/12	460	580	21	7.94
6/15	790	1,360	13	6.21
6/18	2,040	3,410	10	5.38

Harvest Table 3. Estimated total sockeye salmon harvest within the YDNWR, excluding the section between Akiak and Kalskag.

Date	Daily Harvest	Cumulative Harvest	Daily CV	Cumulative CV
6/3	0	0	0	0
6/6	20	20	52.22	17.09
6/9	30	50	61.24	11.24
6/12	90	140	22	11.26
6/15	610	760	13	13.52
6/18	2,060	2,810	12	7.62

[Return to Table of Contents](#)

Chinook Salmon Appendix

Chinook Salmon Table A1. Cumulative CPUE from the BTF.

Date	2020	2019	2018	2017	2016	5-Yr Avg.	2008 - 2019 Avg.
7/9	414	782	606	311	610	566	527
7/10	420	784	619	312	624	573	531
7/11	434	801	624	321	634	583	537
7/12	445	805	627	328	637	587	541
7/13		815	628	331	643	592	545
7/14		822	633	338	645	598	548
7/15		825	637	344	651	602	551
EOS		848	667	374	687	640	575

Chinook Salmon Table A2. Cumulative CPUE from the ATF.

Date	2020	2019	2018	2017	2016
7/9	1,729	1,691	760	6,143	2,575
7/10	1,779	1,691	760	6,308	2,575
7/11	1,796	1,691	760	6,387	2,591
7/12	1,796	1,691	767	6,437	2,649
7/13		1,691	804	6,473	2,665
7/14		1,691	812	6,499	2,705
7/15		1,691	820	6,508	2,729
EOS		1,691	820	6,508	2,729

Chinook Salmon Table A3. Percent of run complete according to various historical run timing scenarios from the BTF.

Timing	Midpoint	7/12 Cumulative %
Earliest	6/13	99%
Early 10%	6/16	98%
Early 25%	6/20	97%
Median	6/21	95%
Late 25%	6/23	92%
Late 10%	6/26	89%
Latest	7/2	85%

[Return to Table of Contents](#)

Chum Salmon Appendix

Chum Salmon Table A1. Cumulative CPUE from the BTF.

Date	2020	2019	2018	2017	2016	5-Yr Avg.	2008 - 2019 Avg.
7/9	727	2,157	3,937	4,597	1,733	2,758	3,725
7/10	759	2,188	4,492	4,942	1,892	2,981	3,955
7/11	815	2,421	4,854	5,187	2,111	3,200	4,189
7/12	875	2,707	5,525	5,443	2,155	3,464	4,430
7/13		2,761	5,878	5,515	2,288	3,593	4,610
7/14		2,917	6,105	5,641	2,440	3,751	4,814
7/15		3,115	6,412	5,723	2,633	3,916	5,012
EOS		6,427	8,212	6,785	3,894	5,652	6,657

Chum Salmon Table A2. Cumulative CPUE from the ATF.

Date	2020	2019	2018	2017	2016
7/9	1,725	1,051	6,098	8,256	3,603
7/10	1,853	1,051	6,538	9,240	3,844
7/11	1,995	1,051	6,816	10,130	3,971
7/12	2,073	1,051	7,618	10,746	4,229
7/13		1,051	8,729	11,252	4,554
7/14		1,051	9,297	11,391	4,971
7/15		1,051	10,277	11,588	5,304
EOS		1,051	10,277	11,588	5,304

Chum Salmon Table A3. Percent of run complete according to various historical run timing scenarios from the BTF.

Timing	Midpoint	7/12 Cumulative %
Earliest	6/22	94%
Early 10%	6/30	89%
Early 25%	7/2	83%
Median	7/5	75%
Late 25%	7/7	64%
Late 10%	7/10	55%
Latest	7/14	43%

[Return to Table of Contents](#)

Sockeye Salmon Appendix

Sockeye Salmon Table A1. Cumulative CPUE from the BTF.

Date	2020	2019	2018	2017	2016	5-Yr Avg.	2008 - 2019 Avg.
7/9	700	1,638	1,347	1,676	1,242	1,511	1,334
7/10	738	1,663	1,423	1,712	1,417	1,581	1,381
7/11	793	1,735	1,491	1,784	1,470	1,644	1,423
7/12	821	1,826	1,555	1,966	1,548	1,735	1,471
7/13		1,895	1,596	2,049	1,606	1,790	1,500
7/14		1,960	1,656	2,144	1,675	1,852	1,532
7/15		2,020	1,689	2,256	1,706	1,912	1,578
EOS		2,685	2,275	2,690	2,463	2,454	1,839

Sockeye Salmon Table A2. Cumulative CPUE from the ATF.

Date	2020	2019	2018	2017	2016
7/9	100	33	68	286	265
7/10	100	33	68	304	326
7/11	105	33	68	366	326
7/12	131	33	75	374	358
7/13		33	75	374	358
7/14		33	75	393	381
7/15		33	75	393	405
EOS		33	75	393	405

Sockeye Salmon Table A3. Percent of run complete according to various historical run timing scenarios from the BTF.

Timing	Midpoint	7/12 Cumulative %
Earliest	6/21	100%
Early 10%	6/23	100%
Early 25%	6/26	99%
Median	6/28	96%
Late 25%	6/30	88%
Late 10%	7/6	77%
Latest	7/9	62%

[Return to Table of Contents](#)

Supplemental Kuskokwim River Salmon Escapement Data

Salmon escapement projects are located upriver from where the majority of salmon harvest occurs. Therefore, escapement data provide limited information about the status of salmon runs in season. Data from escapement projects are primarily used post season to assess escapement goals and trends.

Daily escapement information can be viewed online at the ADF&G Kuskokwim Management Area Fish Counts webpage. This can be accessed through the following link:

<http://www.adfg.alaska.gov/index.cfm?adfg=commercialbyareakuskokwim.salmon#fishcounts>

Table of Contents

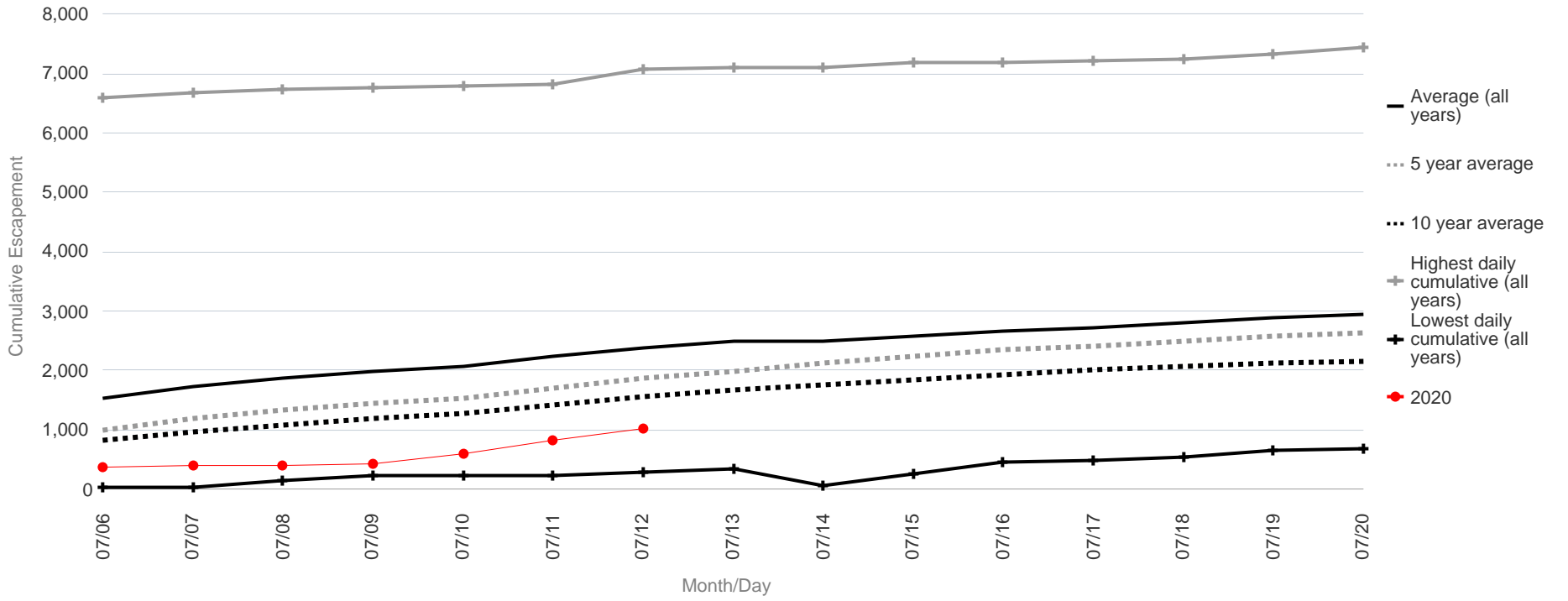
George River Weir - Chinook Salmon (7/13/2020 8:01:02 PM).....	1
Kogrukluk River Weir - Chinook Salmon (7/13/2020 8:01:12 PM).....	2
Salmon River (Pitka Fork) Weir - Chinook Salmon (7/13/2020 8:01:21 PM).....	3
George River Weir - Chum Salmon (7/13/2020 8:01:29 PM).....	4
Kogrukluk River Weir - Chum Salmon (7/13/2020 8:01:38 PM).....	5
Kogrukluk River Weir - Sockeye Salmon (7/13/2020 8:01:47 PM).....	6

George River Salmon Monitoring Project Cumulative Daily Passage of Chinook Salmon

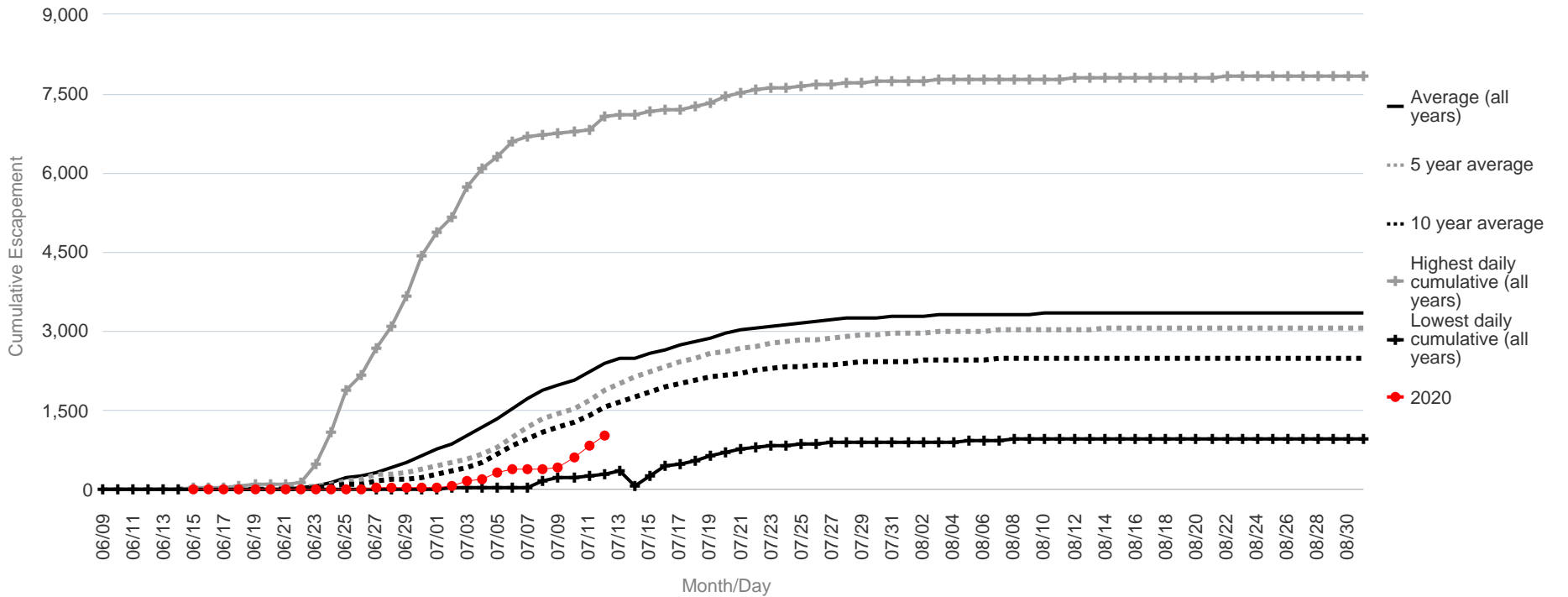
Escapement Goal Range: 1,800 to 3,300

		1,731	1,190	974	6,694	388
		1,872	1,329	1,081	6,728	391
		1,993	1,441	1,183	6,765	416
		2,083	1,531	1,285	6,794	606
		2,238	1,706	1,417	6,827	821
		2,392	1,887	1,555	7,072	1,020
		2,577	2,242	1,855	7,179	
		2,662	2,344	1,942	7,185	
		2,733	2,418	2,001	7,207	
		2,795	2,495	2,059	7,249	
		2,881	2,578	2,125	7,336	
		2,955	2,628	2,166	7,447	

Focused Two-Week Data View



Season Total Overview



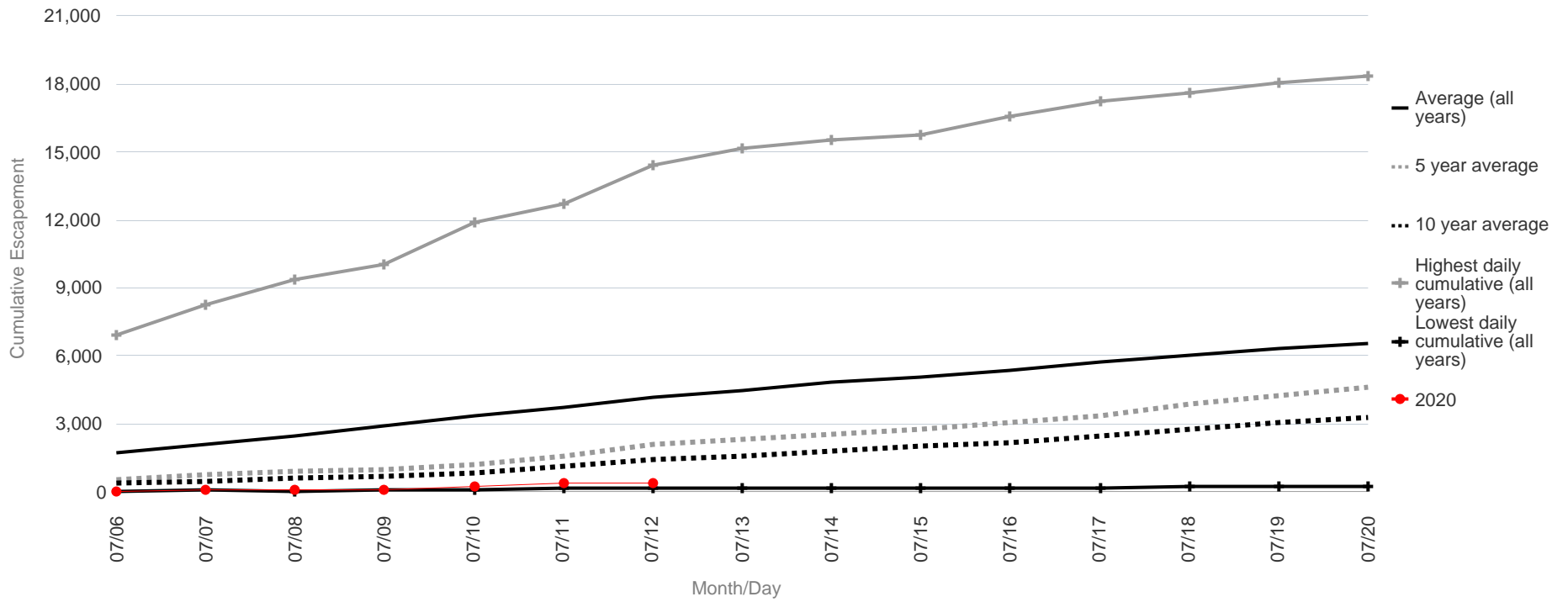
Kogrukluk River Salmon Monitoring Project Cumulative Daily Passage of Chinook Salmon

Escapement Goal Range: 4,800 to 8,800

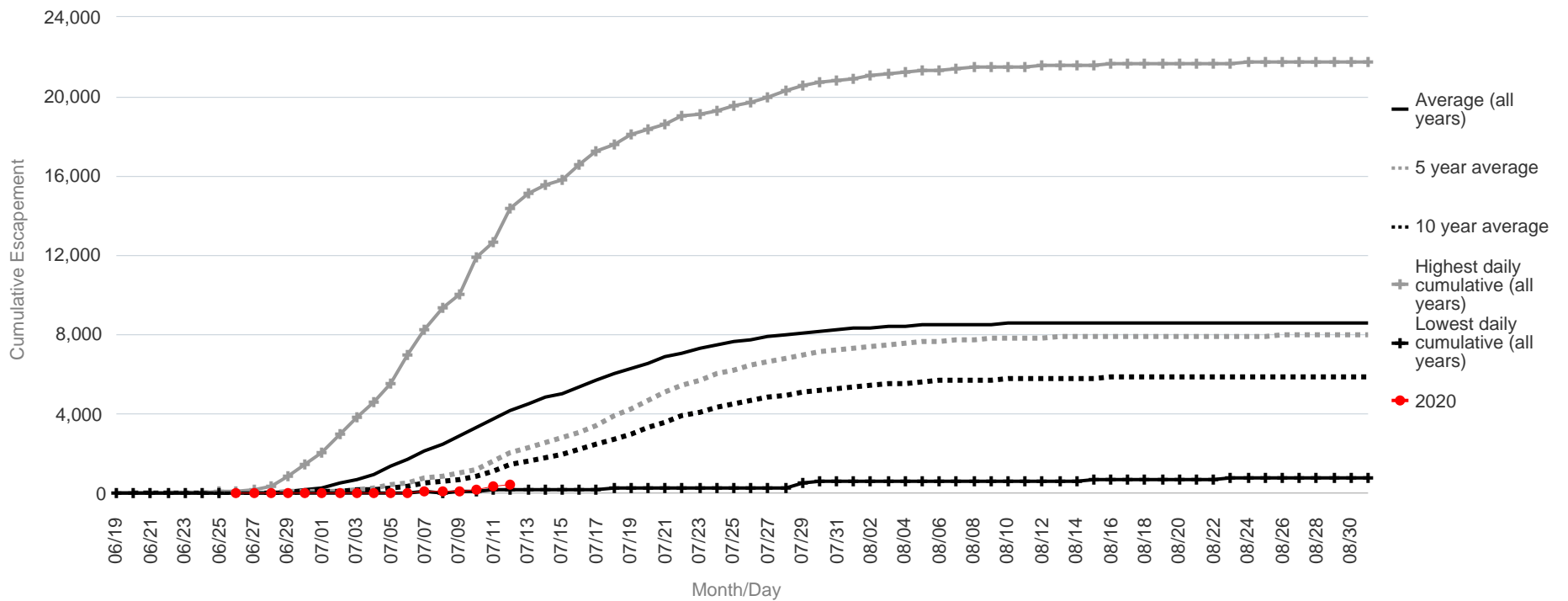
Date	Lowest daily cumulative (all years)	Average (all years)	5 year average	10 year average	Highest daily cumulative (all years)	2020
07/06	32	1,739	546	352	6,945	40
07/07	62	2,107	759	491	8,251	77
07/08	0	2,440	897	619	9,384	89
07/09	110	2,877	1,011	708	10,063	123
07/10	122	3,342	1,236	867	11,889	206
07/11	145	3,722	1,601	1,134	12,686	391
07/12	145	4,153	2,061	1,435	14,400	420
07/13	145	4,504	2,309	1,607	15,164	
07/14	145	4,863	2,545	1,807	15,539	
07/15	145	5,046	2,778	1,983	15,785	
07/16	145	5,390	3,051	2,195	16,559	
07/17	145	5,709	3,385	2,442	17,248	
07/18	261	6,035	3,882	2,765	17,621	
07/19	261	6,322	4,254	3,024	18,096	
07/20	261	6,579	4,652	3,307	18,370	

	Lowest Count	Average Count	5 Year Average	10 Year Average	Highest Count
Season Total	770	8,633	7,962	5,870	21,746

Focused Two-Week Data View



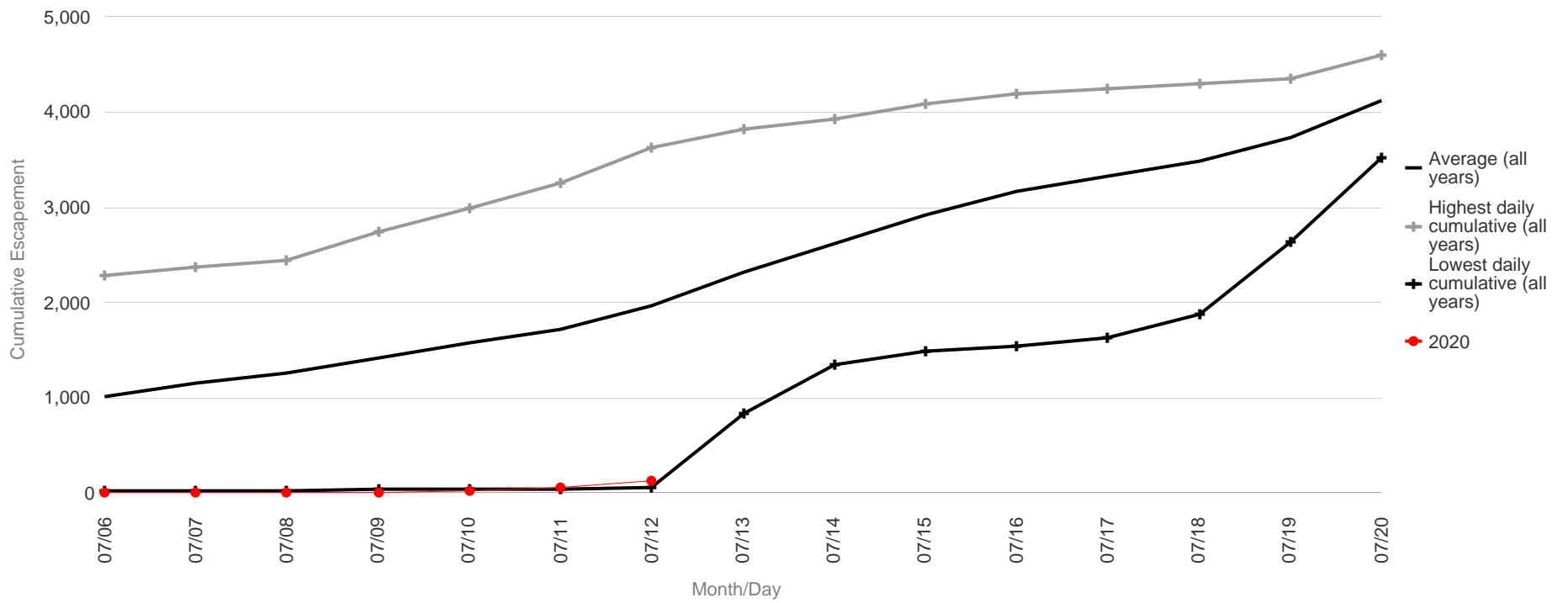
Season Total Overview



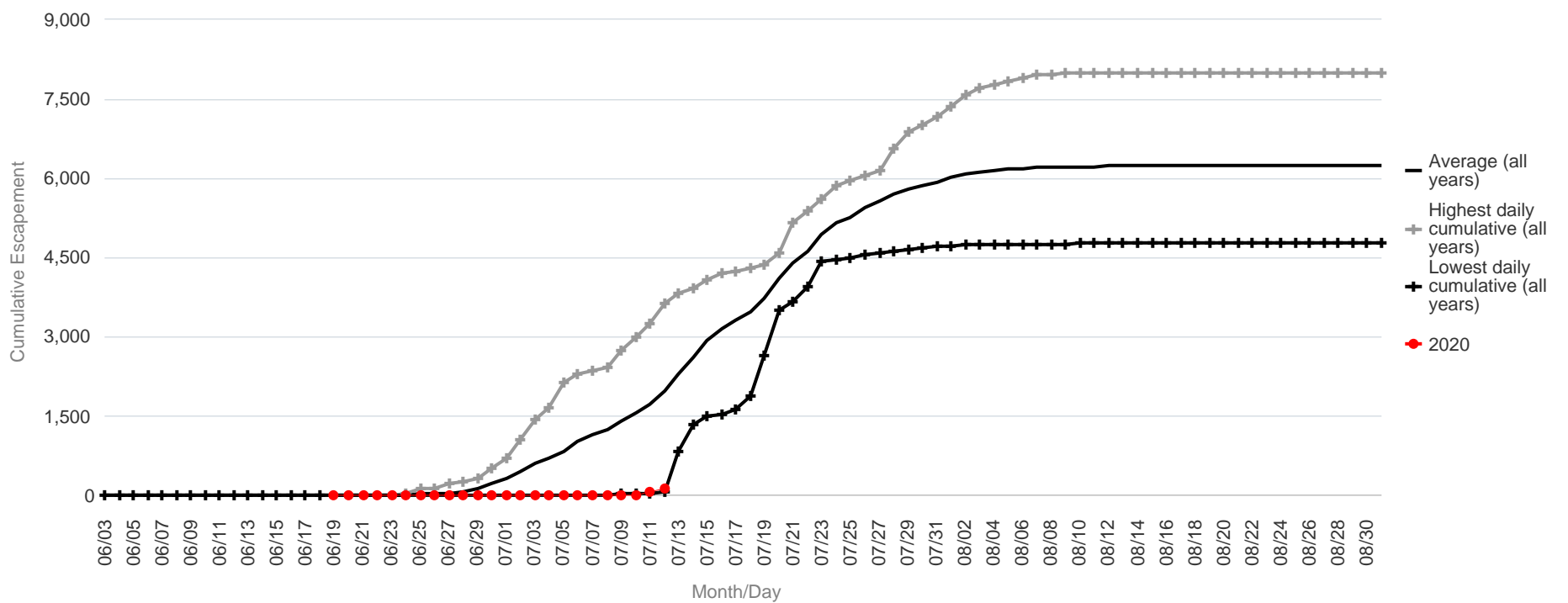
Salmon River (Pitka Fork) Salmon Monitoring Project Passage of Chinook Salmon

			1,145	2,366 7
			1,262	2,439 7
			1,412	2,746 8
			1,578	2,999 21
			1,723	3,255 62
			1,965	3,625 125
			2,925	4,090
			3,168	4,194
			3,323	4,243
			3,490	4,293
			3,733	4,361
			4,121	4,603

Focused Two-Week Data View



Season Total Overview



George River Salmon Monitoring Project Cumulative Daily Passage of Chum Salmon

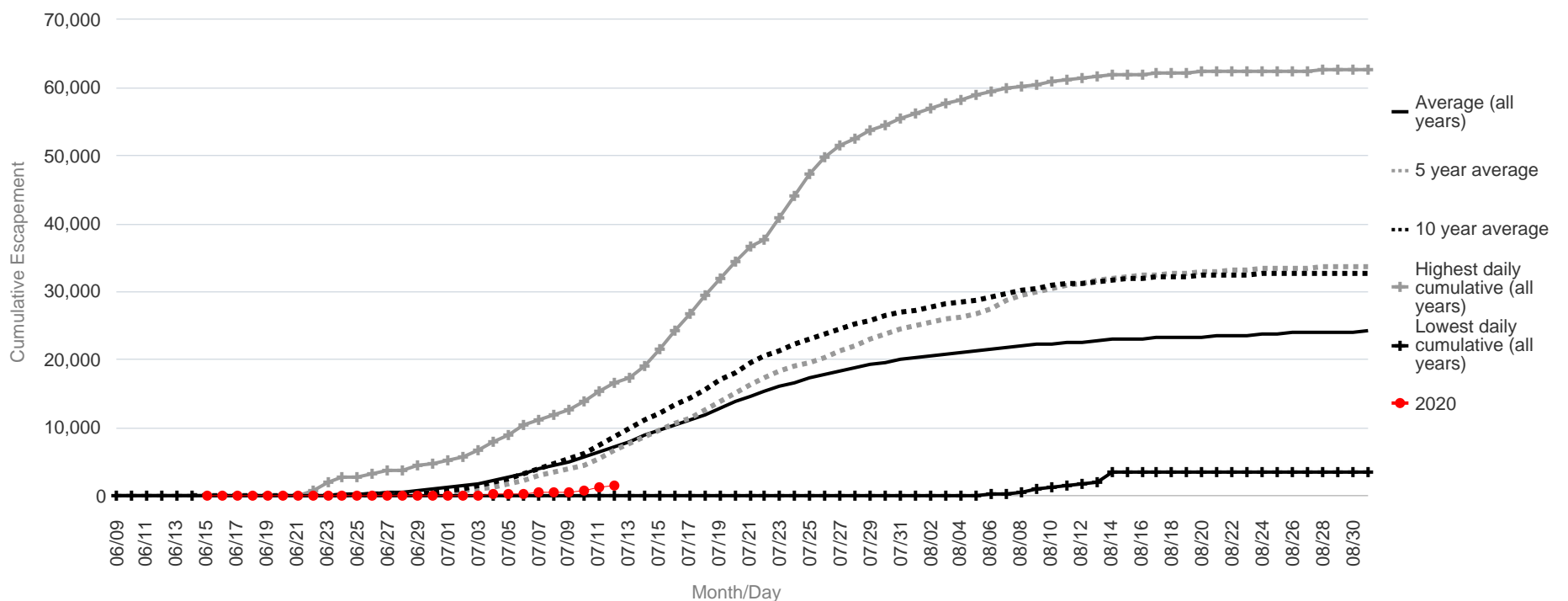
Date	Lowest daily cumulative (all years)	Average (all years)	5 year average	10 year average	Highest daily cumulative (all years)	2020
07/06	0	3,371	2,270	3,262	10,334	347
07/07	0	3,941	3,029	4,029	11,293	430
07/08	0	4,559	3,575	4,829	11,972	466
07/09	0	5,094	3,979	5,504	12,590	522
07/10	0	5,663	4,538	6,290	13,890	844
07/11	0	6,410	5,530	7,372	15,426	1,272
07/12	0	7,239	6,647	8,606	16,624	1,627
07/13	0	8,090	7,726	10,028	17,482	
07/14	0	8,926	8,700	11,227	19,153	
07/15	0	9,645	9,706	12,263	21,697	
07/16	0	10,397	10,704	13,397	24,277	
07/17	0	11,154	11,519	14,430	26,876	
07/18	1	12,010	12,652	15,673	29,446	
07/19	2	12,994	13,902	17,014	31,962	
07/20	4	13,859	15,026	18,187	34,399	

	Lowest Count	Average Count	5 Year Average	10 Year Average	Highest Count
Season Total	3,486	24,844	33,796	32,883	62,681

Focused Two-Week Data View



Season Total Overview

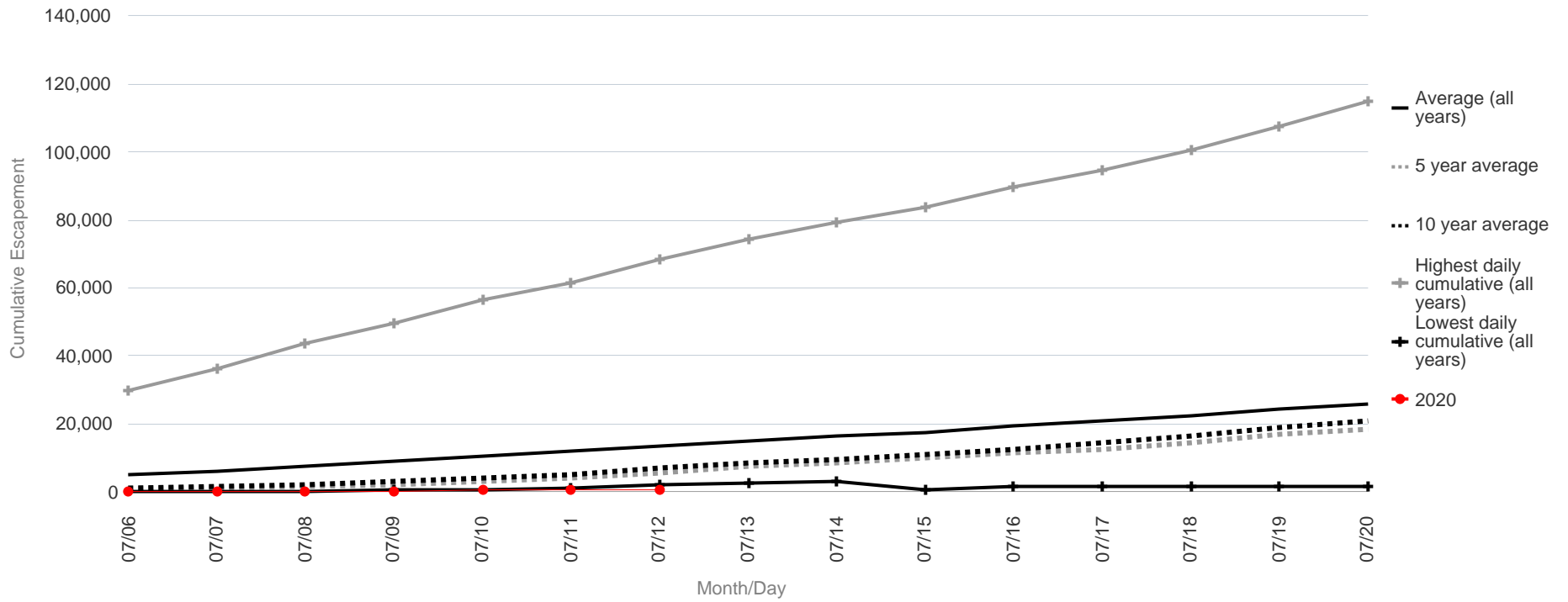


Kogrukluk River Salmon Monitoring Project Cumulative Daily Passage of Chum Salmon

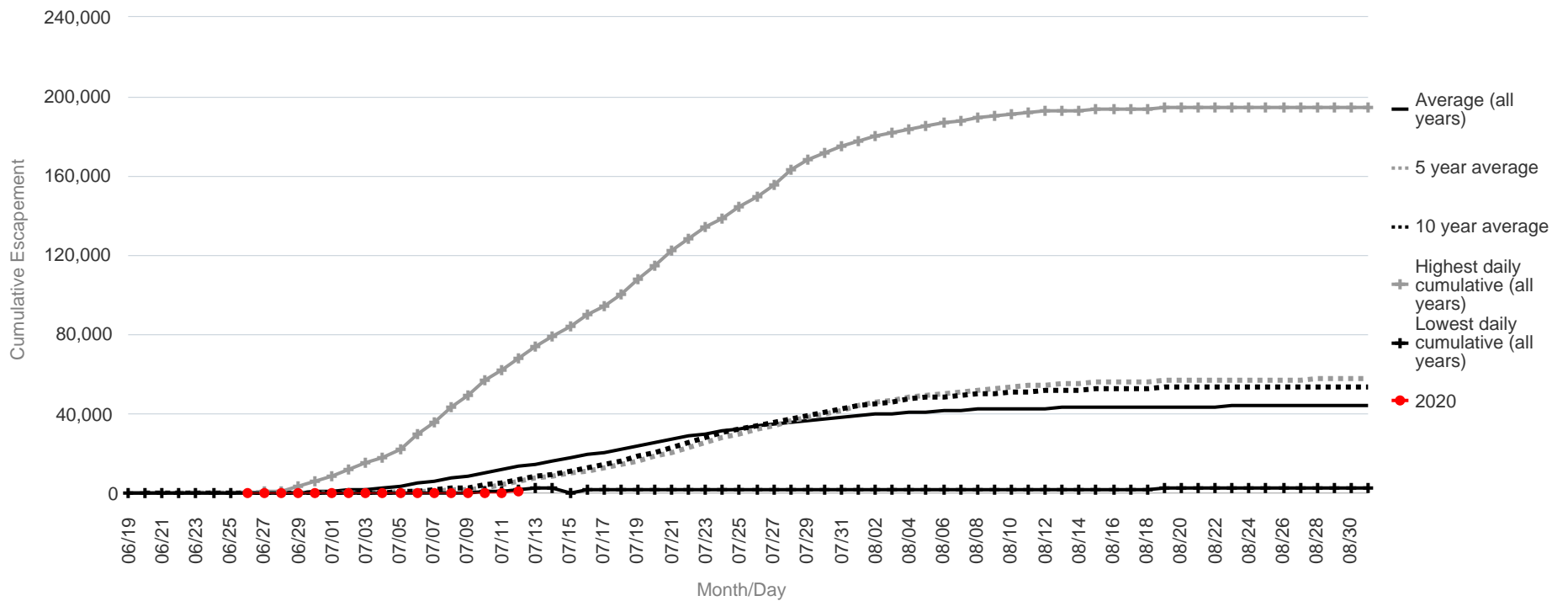
Escapement Goal Range: 15,000 to 49,000

		6,105	1,271	1,700	36,174	179
		7,448	1,669	2,291	43,609	219
		8,865	2,274	3,031	49,563	276
		10,400	3,040	4,005	56,700	390
		11,863	4,131	5,274	61,707	540
		13,426	5,731	6,828	68,321	713
		17,650	9,931	11,001	83,896	
		19,375	11,382	12,656	89,787	
		20,921	12,695	14,386	94,549	
		22,492	14,391	16,387	100,372	
		24,122	16,696	18,747	107,698	
		25,666	18,447	20,865	114,908	

Focused Two-Week Data View



Season Total Overview

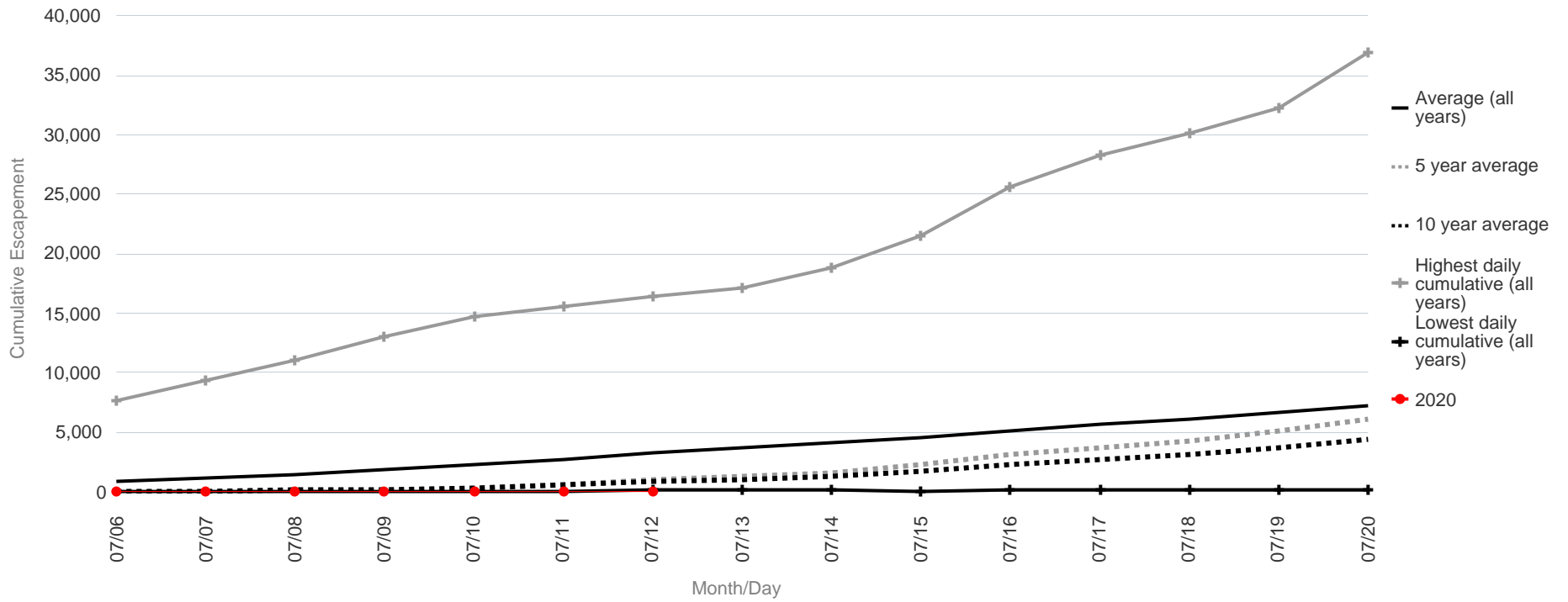


Kogrukluk River Salmon Monitoring Project Cumulative Daily Passage of Sockeye Salmon

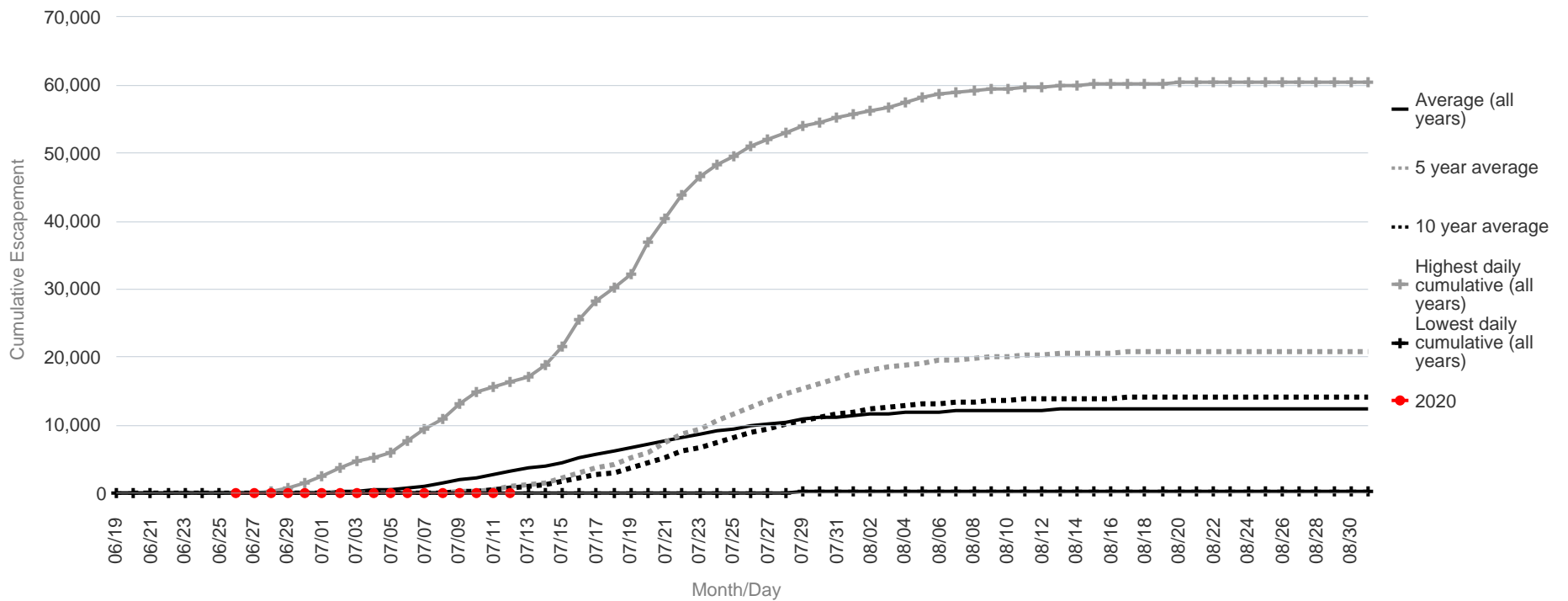
Escapement Goal Range: 4,400 to 17,000

		1,150	86	77	9,367	8
		1,506	142	137	11,022	8
		1,907	188	189	13,047	9
		2,343	354	332	14,797	40
		2,748	605	550	15,545	53
		3,216	1,055	863	16,375	64
		4,537	2,321	1,757	21,504	
		5,135	3,093	2,253	25,641	
		5,679	3,645	2,650	28,331	
		6,174	4,341	3,140	30,165	
		6,667	5,149	3,727	32,268	
		7,217	6,063	4,392	36,932	

Focused Two-Week Data View



Season Total Overview



KUSKOKWIM RIVER SALMON MANAGEMENT WORKING GROUP (ATTENDANCE 2019-2020)

Seat	Member	Letter Sent ?/ETC	2019 Meetings							2020 meetings					
			17-May	5-Jun	14-Jun	21-Jun	26-Jun	3-Jul	10-Jul	14-Aug	28-Aug	20-Nov	5-May	8-Jun	15-Jun
DOWNRIVER ELDER	JAMES CHARLES		P	X	X	X	P	X	X	P	X	P	P	P	P
	JOHN W. ANDREW		P	X	P	X	P	X	X	X	P	X	P	P	X
UPRIVER ELDER	MISHKA ANDREANOFF	Yes 7/19	<i>Vacant ?</i>	X	X	X	X	X	X	X	X	X	X	X	X
LOWER RIVER SUBSISTENCE	MIKE WILLIAMS SR.		P	P	P	EXC	P	P	X	P	X	P	P	P	X
	ALISSA ROGERS		P	P	P	P	P	P	P	P	P	P	P	P	X
	MARY PELTOLA		P	P	X	P	P	P	EXC	X	X	P	P	P	P
MIDDLE RIVER SUBSISTENCE	MIKE SAVAGE	Yes 7/19	X	X	X	X	X	X	X	X	X	X	X	X	X
	LISA FEYEREISEN		P	P	P	P	P	P	P	P	P	P	P	P	EXC
	DARREN DEACON	still has inter	X	X	X	X	X	X	X	X	X	X	X	X	X
UPRIVER SUBSISTENCE	MARK LEARY		X	P	EXC	X	P	X	X	X	EXC	P	X	EXC	EXC
	BARBARA CARLSON		P	P	EXC	P	P	P	P	P	EXC	EXC	P	EXC	P
HEADWATERS	DANIEL ESAI	Yes 7/19	P	X	P	X	X	X	P	X	X	X	X	X	X
MEMBER AT LARGE	FRITZ CHARLES		EXC	X	X	X	P	P	P	X	X	X	P	P	P
	CHARLES GUEST	No contact	X	X	X	X	X	X	X	X	X	P	X	X	X
	ALBERT KAWAGLEY		X	X	X	X	EXC	X	X	P	P	X	X	P	X
	BARBARA CARLSON		P	P	EXC	P	P	P	P	P	EXC	EXC	P	EXC	P
WESTERN INTERIOR RAC	VACANT						<i>Vacant</i>								
YK DELTA RAC	BOB ALOYSIUS	Send Letter?	P	P	P	X	X	X	EXC	X	X	X	X	X	X
	JOHN W. ANDREW		P	X	P	X	P	X	X	X	P	X	P	P	X
PROCESSOR	VACANT						<i>Vacant</i>								
COMMERCIAL FISHING	CHARLIE BROWN	No contact	P	X	X	X	X	X	X	X	X	P	X	X	X
	GREG HOFFMAN, JR.		P	P	X	P	P	P	X	P	P	X	P	X	EXC
SPORT FISHING	LAMONT ALBERTSON		P	P	P	EXC	P	P	P	P	P	P	P	P	P
KRITFC	Robert Lekander (RES)						<i>Vacant</i>								<i>Vacant</i>
	James Nicori	Yes 7/19	X	X	X	X	X	X	X	X	X	X	X	X	X

P = Present

X = Absent

EXC = Excused Absence

Voting Members or Alternates Highlighted in Gray with a Bold Outline are those suggested for discussion

BY-LAWS OF THE
KUSKOKWIM RIVER SALMON MANAGEMENT WORKING GROUP

PURPOSE

To provide local fishers and other users with an avenue for direct involvement in the management of their fishery. The goal is for all parties to work together to reach a consensus on management of the fishery. Final emergency order authority continues to rest with the Alaska Department of Fish and Game.

RULES OF CONDUCT

Meetings will be conducted by Robert's Rules of Order. The sequence of meetings is as follows:

- I. Call to order (by chair)
- II. Roll Call (by chair)
- III. Invocation
- IV. Meeting Minutes
- V. Approval of Agenda: *Optional*
- VI. People to be heard
- VII. Continuing Business
 1. Subsistence Reports/Traditional Native Fisheries Knowledge
 - a. Lower River:
 - b. ONC Inseason Subsistence:
 - c. Middle River Subsistence:
 - d. Upper River:
 - e. Headwaters:
 2. Overview of Kuskokwim River Salmon Run Assessment Projects
 - a. Test Fish (Bethel and Aniak)
 - b. Weir/Mark-Recapture/Aerial Surveys/Other:
 3. Commercial Catch Report:
 4. Processor Report:
 5. Sport Fish Report:
 6. Intercept Fishery Report: *Optional*
 7. Weather Forecast:
 8. Recommendation:
- VIII. Old Business
- IX. New Business
- X. Meeting Action Announcement
- XI. Date, Time, and Place of next meeting
- XII. Adjournment

(This sequence may be changed at the discretion of the Group)

People to Be Heard and Continuing Business reports may not exceed 3 minutes in length, excluding questions and answers.

Under the 'People to be heard' agenda item the public would be provided an opportunity to discuss only topics or items which are **not** already listed as specific agenda items. A member of the public may also ask the Group to place an issue on the agenda.

Unlike other institutions or committees, the Working Group operates on a consensus basis. When discussing fisheries management issues, a simple majority vote of the members is not sufficient to pass a motion. For the purposes of the Group all fisheries management related motions must pass by a consensus of the members present at the meeting. If 7 (seven) or fewer of the members are present, then consensus is defined as a situation wherein either all voting members vote "yea" or all voting members vote "yea" except for one "nay" vote. If 8 (eight) or more of the members are present, then consensus is defined as a situation wherein either all voting members vote "yea" or all voting members vote "yea" except for two "nay" votes.

The Alaska Department of Fish and Game does not have voting status on motions concerning the setting of commercial openings.

When voting on motions not related to fisheries management or seat elections, a consensus vote is not required.

ARTICLE I, OFFICE

The principal office of the Kuskokwim River Salmon Management Working Group (Working Group) shall be located in the City of Bethel, Alaska 99559.

The current address of the principal office is, P.O. Box 1467, Bethel, Alaska 99559. The physical address is 570 4th Avenue.

ARTICLE II, MEMBERS

Section 1. Members: The Kuskokwim River Salmon Management Working Group shall have 14 member organizations or constituencies. These members represent: Elders (Upriver, Downriver) (2), Subsistence Fishermen (Lower River, Middle River, Upriver, and Headwaters) (4), Processors (1), Commercial Fishermen (1), Sport Fishers (1), Member at Large (1), Federal Subsistence Regional Advisory Committees (Yukon-Kuskokwim Delta, Western Interior) (2), Kuskokwim River Inter-Tribal Fish Commission (1) and the Department of Fish and Game (1). Each member of the Working Group will designate a representative and an alternate or alternates in the event the representative is unable to attend a meeting. In the case where more than one person is nominated to represent a member organization or constituency, the Working Group will appoint one of the nominees to represent the member organization or constituency.

Section 2. Annual Meeting:

An annual meeting of the Kuskokwim River Salmon Management Working Group may be held in Bethel or Anchorage during the month of March to coincide with the Kuskokwim Salmon Interagency Meeting. The purpose of the meeting will be to conduct any

unfinished administrative functions that the Working Group needs to complete for the following year.

Section 3. Special Meetings:

Special meetings of the Kuskokwim River Salmon Management Working Group may be called by the Co-Chairs.

Section 4. Notice of Meetings:

The Department of Fish and Game will be responsible for informing the Kuskokwim River Salmon Management Working Group members of the time, place and date of any meetings. Notification of meetings to the Working Group will be not less than 48 hours (when possible) or more than 45 days in advance.

Section 5. Quorum:

In order for a meeting of the Working Group to be held and for actions taken at a meeting to be legitimate, it is necessary for there to be a quorum at a meeting, that is at least 7 of the 14 member constituencies must be represented.

For Fisheries management meetings, there must be 7 members plus the department representative.

For executive sessions, the quorum may be 7 members including the department representative; however, this meeting cannot entertain motions regarding fishery decisions.

If a quorum of the full committee is not present, business may be conducted in executive session. The executive committee is composed of at least 5 representatives: one Co-Chair, any two representatives of the following member groups; Member at Large, Processors, Commercial Fisherman, Kuskokwim River Inter-Tribal Fish Commission and any two representatives of the following member groups; Lower, Middle, Upriver and Headwaters Subsistence, Federal RAC, Sport Fisher.

Section 6. Quorum:

During the regular meeting season (May – August), all materials that will be disseminated on behalf of the Working Group shall be added to and voted upon as a new business agenda topic. A special meeting (Article II; Section 3) of all working group members shall be scheduled to discuss and vote upon all material that will be disseminated on behalf of the Working group during the non-meeting season (Sept – April).

ARTICLE III. REPRESENTATIVES

Section 1. Working Group:

The Kuskokwim River Salmon Management Working Group shall be comprised of 14 representatives from the areas described in Article II, Section 1.

Section 2. General Powers:

The Kuskokwim River Salmon Management Working Group shall make recommendations

to the Department of Fish and Game for the purposes of managing the salmon fisheries on the Kuskokwim River after subsistence and commercial catch, test fishery, weir, tower and sonar reports and other information are provided to the group.

Section 3. Voting Membership:

Each Working Group member shall be entitled to one vote. One alternate designated by the member shall be entitled to one vote in the absence of that member. Members may abstain from voting on any motion. The Department of Fish and Game may vote on motions unrelated to fisheries management decisions only.

Working Group members must hear all the Continuing Business reports to vote on a motion to set commercial openings.

Section 4. Resignation:

Any member or representative may resign by submitting a letter of resignation to a Co-Chair of the Working Group. The resignation must give the Working Group at least 4 weeks notification so that a new member or representative may be appointed.

Section 5. Vacancies:

A vacancy on the Kuskokwim River Salmon Management Working Group because of death, resignation, removal, disqualification, forfeiture or otherwise, may be filled by the Working Group from nominations by member groups for the remainder of the term.

Section 6. Forfeit, participation, or removal:

- A. FORFEIT. The Working Group will give written notification, by certified mail, to any member organization, their representative and alternate whose seat has not been represented for 2 consecutive meetings that their membership in the Working Group will be forfeited if the seat is not represented by the following meeting. Whereas, a member's failure to be represented at a meeting is excused by the Working Group, as appropriate, such failure shall not be considered an absence within this section.
- B. PARTICIPATION. No representative will be allowed to participate in a Working Group meeting who is deemed to be under the influence of alcohol and/or drugs.
- C. REMOVAL. A representative may be removed from their seat on the Working Group for cause and must be provided the opportunity appeal this removal at a subsequent meeting of the Working Group. A representative may be removed for cause for any reason allowed, including but not limited to, conviction of a felony, gross misconduct, violation of their trust to the Working Group as a representative, or harassment of any kind to the other representatives of the Working Group.

ARTICLE IV. OFFICERS OF THE WORKING GROUP

Section 1. Officers:

The Kuskokwim River Salmon Management Working Group shall elect Co-Chairs for the purpose of conducting meetings. The Co-Chairs will be elected annually at the first

Amended 05/6/2020

meeting occurring after March 1st. The Working Group shall elect or appoint other officers as deemed necessary. An officer of the Working Group may not hold more than one position. The Co-Chairs must be official representatives of the Working Group.

Section 2. Terms of Office:

Each representative of the Working Group shall be elected or appointed. A representative shall hold their position until their successor has been duly elected or appointed and has been qualified

Section 3. Co-Chair:

A Co-Chair of the Kuskokwim River Salmon Management Working Group shall preside at all meetings of the Working Group. If a pre-designated co-chair is not present, those present may elect a temporary chair to preside for that meeting.

Section 4. Other Committees:

The Co-Chairs shall have the authority to appoint representatives to serve on committees as deemed necessary. Any representative appointed to a committee may be removed in the best interest of the Kuskokwim River Salmon Management Working Group.

ARTICLE V. DEFINITIONS

- 1. Member.** The member organizations or constituencies of the Working Group as listed in Article II, Section 1.
- 2. Alternate.** An individual designated to act in the place of a member or representative unable to attend a meeting.
- 3. Representative.** Person designated by a Working Group member organization or constituency to represent that member organization or constituency at Working Group meetings.
- 4. District W-1.** The Lower Kuskokwim River consists of the Kuskokwim River from a line between Apokak Slough and Popokamiut, upstream to a line between ADF&G regulatory markers located about eight miles above the Tuluksak River.
- 5. District W-2.** The middle Kuskokwim River consists of the Kuskokwim River from ADF&G regulatory markers located at the upstream entrance to the second slough on the west bank downstream from Kalskag to the regulatory markers at Chuathbaluk.
- 6. Elder.** Any respected Elder that resides within the Kuskokwim Area.
- 7. Headwaters Subsistence.** Representatives that are active subsistence users in the Kuskokwim River drainage from McGrath upstream to the headwaters of the Kuskokwim River.

- 8. Upriver Subsistence.** Representatives that are active subsistence users in the Kuskokwim River drainage above Chuathbaluk and below McGrath.
- 9. Middle River Subsistence.** Representatives that are active subsistence users in the Kuskokwim River drainage from Lower Kalskag to Chuathbaluk within District W-2.
- 10. Lower River Subsistence.** Representatives that are active subsistence users in the Kuskokwim River drainage from Eek to Tuluksak within District W-1. Appendix A1.– Page 7 of 8.
- 11. Processor.** Representatives that own or operate commercial salmon buying and/or processing businesses within District W-1 and W-2.
- 12. Member at Large.** Representatives that are Area residents selected by the Working Group for their knowledge of, appreciation for, and experience with Kuskokwim River fisheries.
- 13. Federal Regional Advisory Council.** Representatives that are current members of the Yukon-Kuskokwim Delta and Western Interior Advisory Councils and reside in the Kuskokwim Area.
- 14. Commercial Fishermen.** Kuskokwim commercial fishing permit holder or crew member, supported by commercial fishing permit holders who fish primarily within Districts W-1 and W-2.
- 15. Sport Fisher.** Representatives that actively participate in sports fishing within the Kuskokwim River drainage.
- 16. Kuskokwim River Inter-Tribal Fish Commission.** Representatives who are current members of the Kuskokwim River Inter-Tribal Fish Commission and reside in the Kuskokwim Area.
- 17. Alaska Department of Fish and Game.** Representatives that are presently employed with ADF&G in Bethel. This position is an associate member and may only vote on decisions not directly related to fisheries management. Final emergency order authority continues to rest with the ADF&G.

ARTICLE VI. AMENDMENT TO BY-LAWS

These by-laws may be altered, amended or repealed and new by-laws may be adopted by consensus of the Kuskokwim River Salmon Management Working Group representatives present at any regular or special meeting, if at least thirty (30) days written notice is given by certified mail, phone call, or intention to alter, amend or appeal or to adopt new by-laws at such meeting.