

Kuskokwim River Salmon Management Working Group

1 (800) 315-6338 (MEET) Code: 58756# (KUSKO)

ADF&G Bethel toll free: 1 (855) 933-2433

Meeting Agenda

Date: 8/26/2014

Time: 1:30pm

Place: Bethel

Time Called to Order:

Chair: LaMont Albertson

Time Adjourned:

ROLL CALL TO ESTABLISH QUORUM:

QUORUM MET? Yes / No

Upriver Elder:

Processor:

Downriver Elder:

Member at Large:

Commercial Fisher:

Sport Fisher:

Lower River Subsistence:

Western Interior RAC:

Middle River Subsistence:

Y-K Delta RAC:

Upper River Subsistence:

ADF&G:

Headwaters Subsistence:

INTRODUCTIONS:

INVOCATION:

APPROVAL OF AGENDA: *the agenda may be amended at this time.*

APPROVAL OF MINUTES: *Optional. ADF&G does not prepare official meeting minutes.*

PEOPLE TO BE HEARD:

CONTINUING BUSINESS:

1. Subsistence Reports:
 - a. Lowest River
 - b. ~~ONC Inseason Subsistence~~
 - c. Lower River
 - d. Middle River
 - Update on the ADF&G Creel Survey in the middle and upper Kuskokwim River.
 - e. KNA Inseason Subsistence
 - f. Upper River
 - g. Headwaters
2. Overview of Kuskokwim River salmon run assessment projects:
 - a. Bethel Test Fish
 - b. Weirs/~~Mark Recapture/Aerial Surveys/Other~~
3. Commercial Catch Report:
4. Processor Report:
5. Sport Fish Report:
6. Intercept Fishery Report: optional
7. Weather Forecast:
8. Recommendation:
9. Motion for Discussion and Action:

OLD BUSINESS:

1. Update on the dipnet fishery proposal.

NEW BUSINESS: N/A

COMMENTS FROM WORKING GROUP MEMBERS:

NEXT MEETING DATE: _____ Time: _____ Place: _____

Informational Packet

Information Packets *ARE*:

- **Intended to help inform Working Group discussions.**
- **To be viewed and used in context with Working Group meetings only.**

Packets *ARE NOT*:

- **To be viewed as standalone documents.**
- **A final say on fisheries management decisions.**

Please use this information responsibly:

Packet information is an incomplete snapshot of an ongoing discussion and changing conditions. Packet information should not be reproduced for any purpose other than to describe Working Group meeting discussions.

Misuse of Packet information can contribute to misunderstandings that can **cause harm to salmon users** and potentially **damage salmon resources**.

Ask Questions: ADF&G staff will be happy to answer biology and management questions. Please call **1-855-933-2433** to reach ADF&G Kuskokwim Area staff.

Attend Meetings: Each Working Group meeting is announced at least 48 hours prior to time and date of meeting. In addition, each meeting is recorded. Recordings can be found here:
http://www.adfg.alaska.gov/index.cfm?adfg=commercialbyarea_kuskokwim.kswg

Viewing the information packet while listening to meetings/recordings will provide a better understanding of the information presented in this packet.

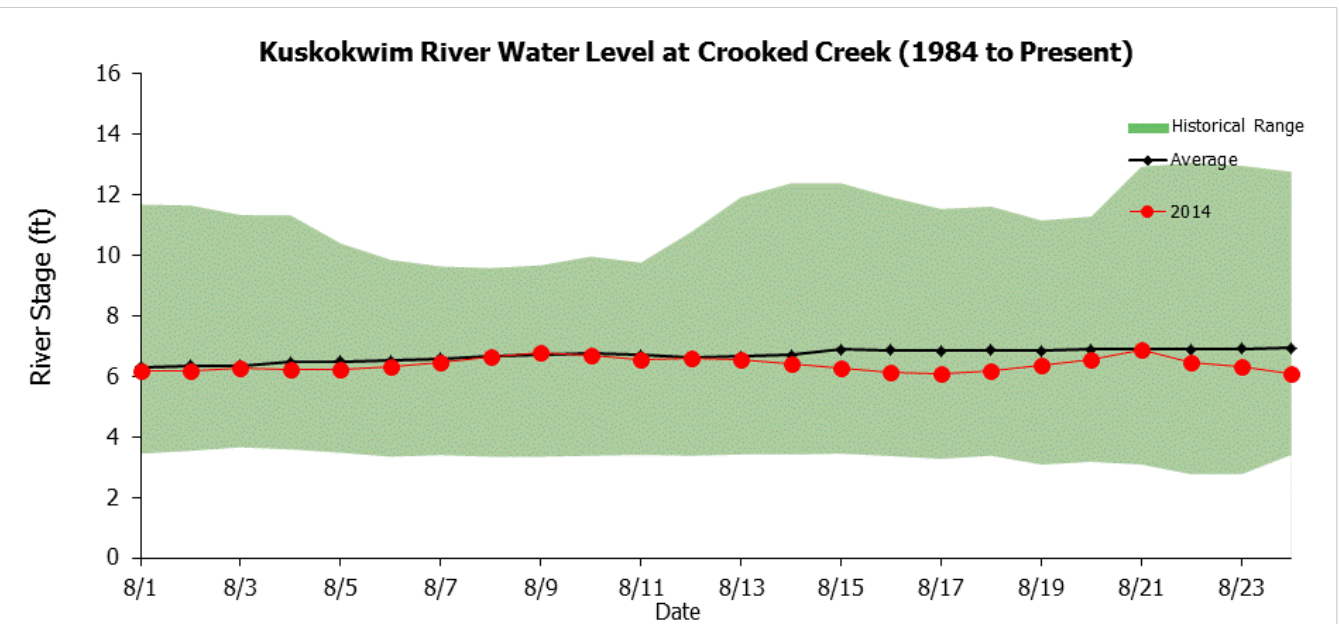
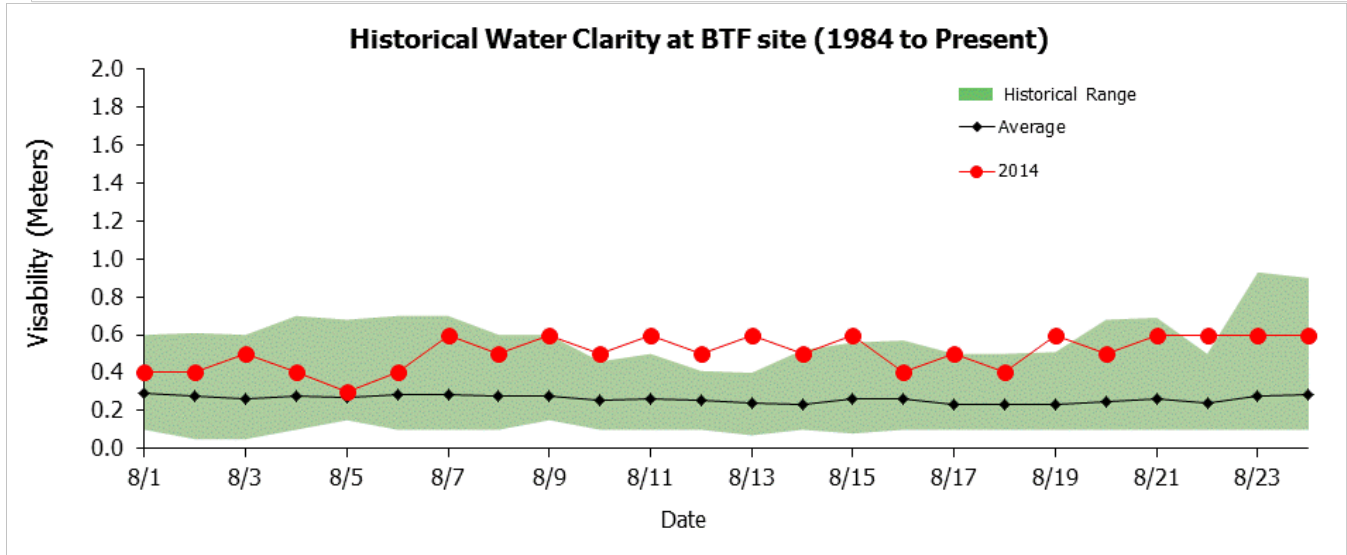
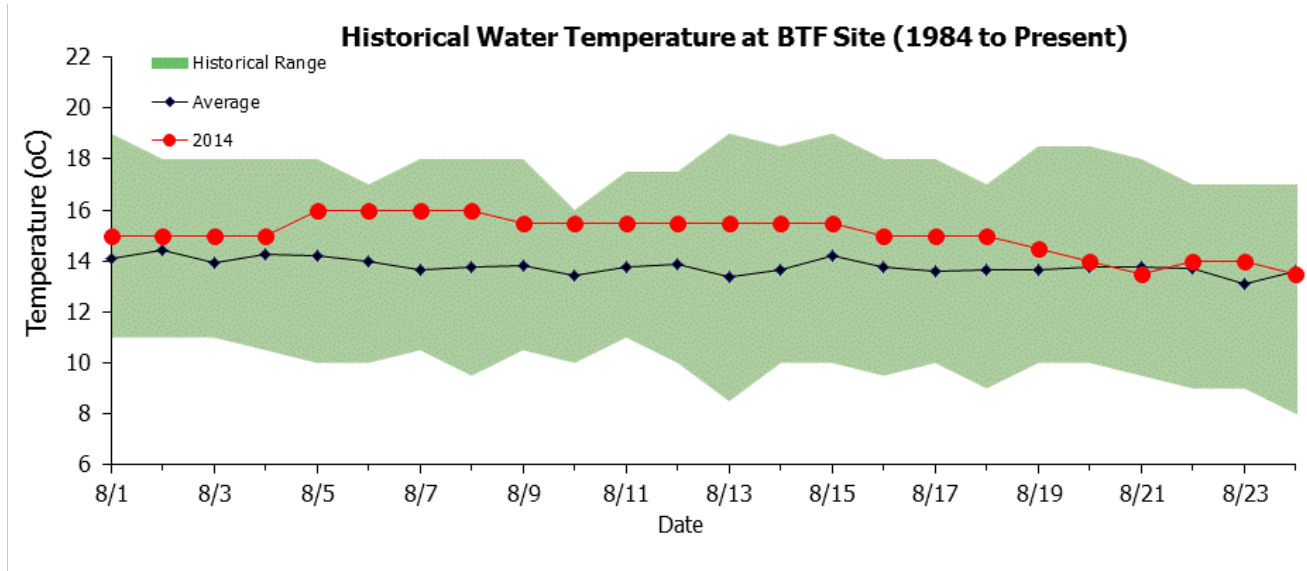
Thank you.

Jennifer Peeks

Chris Shelden

Working Group coordinators

Informational Packet



Informational Packet

Coho Salmon Cumulative CPUE Index, Bethel Test Fishery

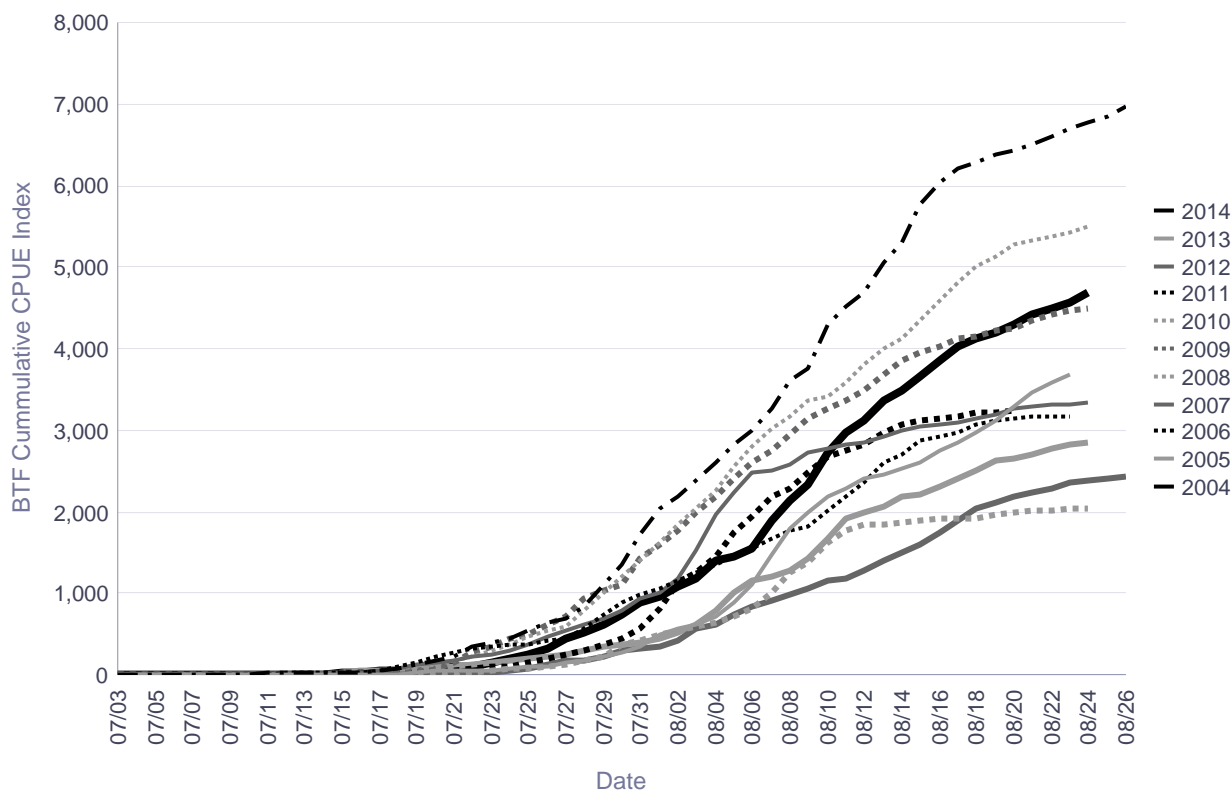
Bethel Test Fishery Coho Salmon Cumulative CPUE Index

****2014 data are PRELIMINARY and not comparable to previous years due to subsistence fishing restrictions. ****

Date	CPUE										
	2004	2005	2006	2007	2008	2009	2010	2011	2012	2013	2014
08/16	6,030	2,739	2,920	3,078	4,585	4,020	1,906	3,151	1,735	2,307	3,853
08/17	6,197	2,839	2,982	3,097	4,818	4,116	1,918	3,166	1,888	2,411	4,026
08/18	6,276	2,965	3,064	3,142	4,999	4,157	1,918	3,209	2,037	2,504	4,121
08/19	6,388	3,125	3,122	3,199	5,136	4,212	1,956	3,220	2,120	2,616	4,208
08/20	6,436	3,295	3,141	3,254	5,275	4,257	1,991	3,231	2,186	2,661	4,304
08/21	6,500	3,466	3,159	3,293	5,324	4,337	2,021		2,245	2,710	4,414
08/22	6,605	3,581	3,163	3,309	5,379	4,411	2,023		2,296	2,777	4,495
08/23	6,693	3,680	3,163	3,316	5,416	4,472	2,027		2,346	2,827	4,569
08/24	6,774			3,329	5,497	4,495	2,029		2,375	2,857	4,697
08/25	6,849								2,411		
08/26	6,968								2,439		
08/27	7,038										
08/28	7,102										
08/29	7,183										

	2004	2005	2006	2007	2008	2009	2010	2011	2012	2013	2014
Season Total	7,183	3,680	3,163	3,329	5,497	4,495	2,029	3,231	2,439	2,857	

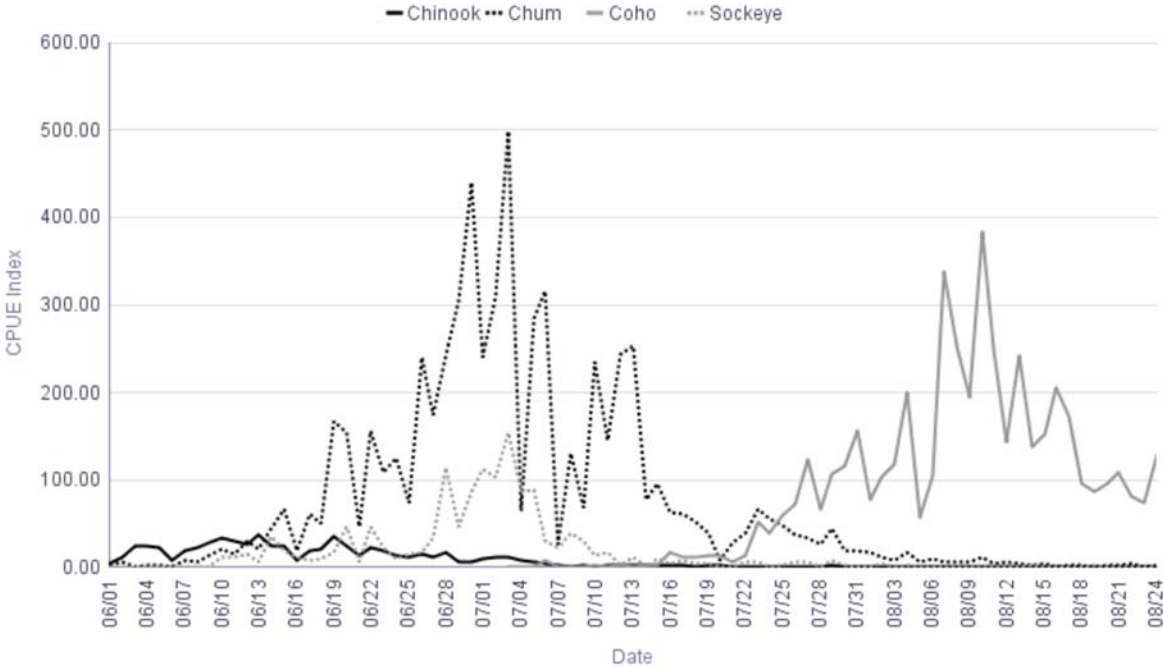
Bethel Test Fishery, Coho Salmon Cumulative CPUE thru 8/26



Informational Packet

Bethel Test Fishery
Daily CPUE
2014

All Species



Informational Packet

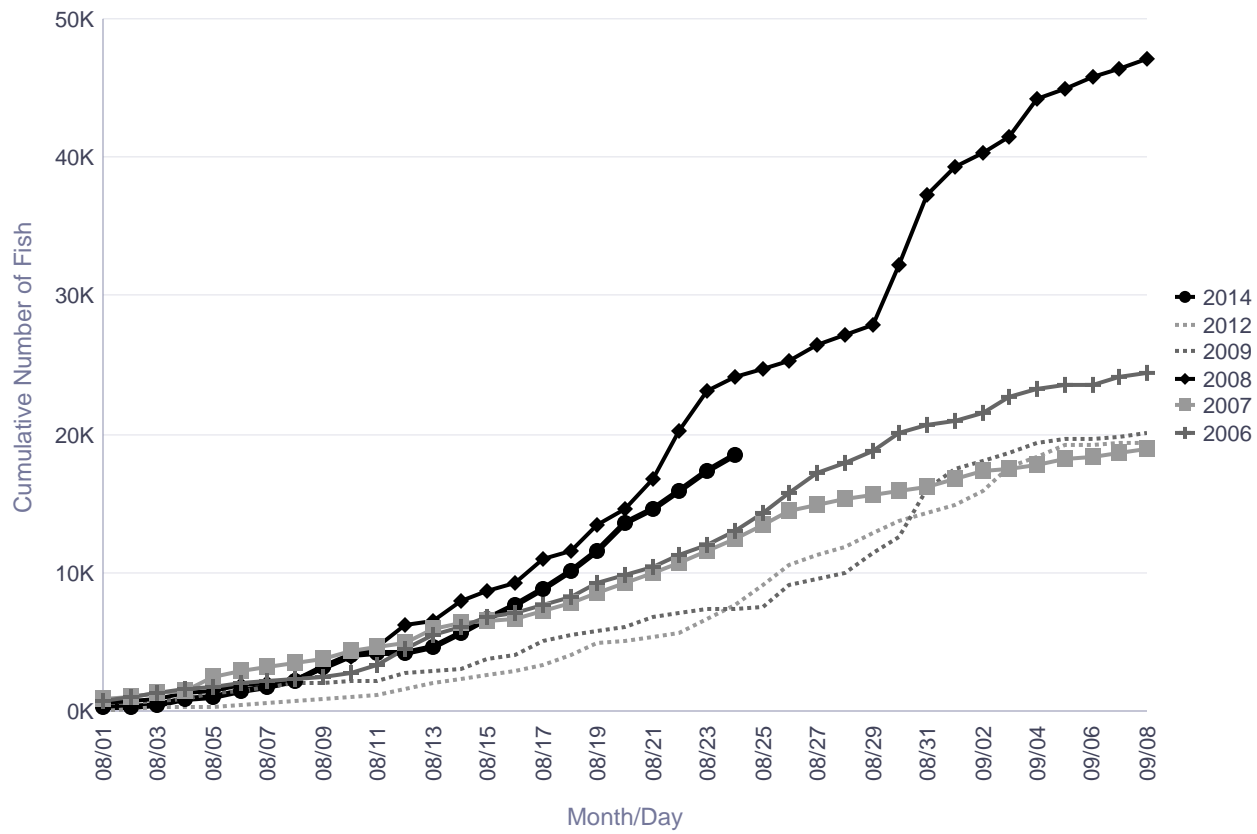
Kwethluk River Weir Historical Cumulative Daily Passage of Coho Salmon

	Cumulative Daily Passage									
Date	2005	2006	2007	2008	2009	2010	2011	2012	2013	2014
08/22		11,228	10,765	20,173	7,136			5,679		15,863
08/23		12,009	11,612	23,132	7,414			6,716		17,331
08/24		13,017	12,514	24,075	7,437			7,727		18,517
08/25		14,372	13,433	24,735	7,588			9,163		
08/26		15,773	14,461	25,233	9,084			10,610		
08/27		17,209	14,909	26,408	9,562			11,343		
08/28		17,994	15,306	27,191	9,922			11,915		
08/29		18,829	15,672	27,960	11,461			12,847		

Escapement Goal Range: > 19,000
 Highlighted years below are when escapement goal was achieved or exceeded.

	2005	2006	2007	2008	2009	2010	2011	2012	2013	2014
Season Total		25,664	20,256	49,972	21,911			19,960		

Kwethluk River Coho



There are no comments for the past three days.

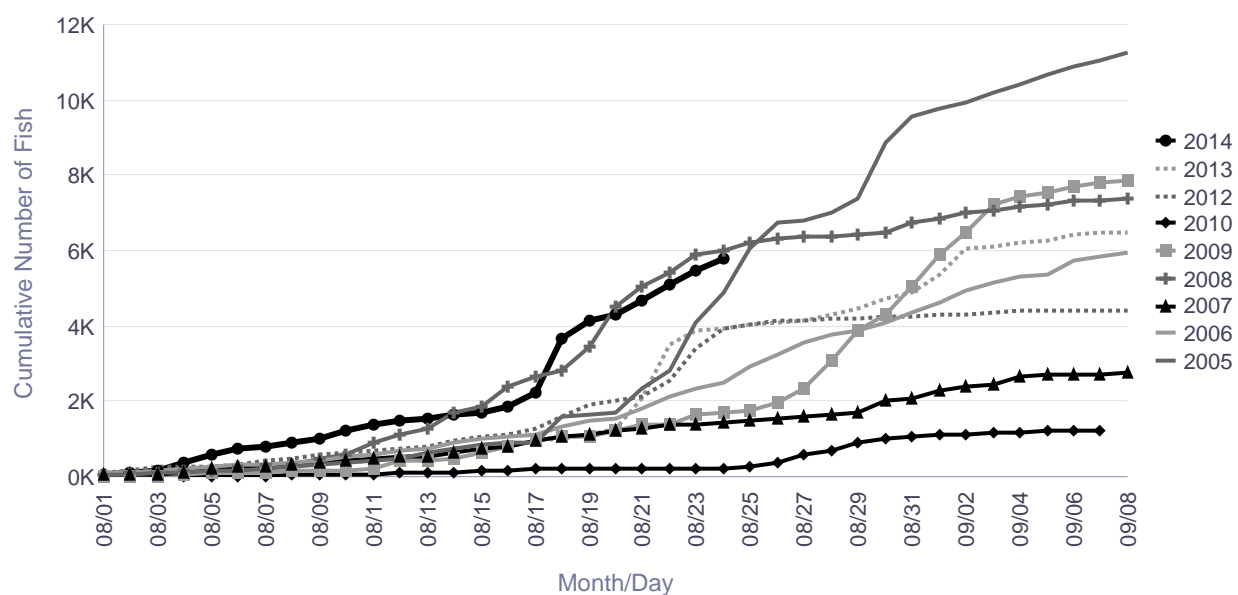
Informational Packet

Tuluksak River Salmon Monitoring Project Cumulative Daily Passage of Coho Salmon

Cumulative Daily Passage										
Date	2005	2006	2007	2008	2009	2010	2011	2012	2013	2014
08/22	2,824	2,124	1,364	5,413	1,415	203		2,577	3,532	5,094
08/23	4,075	2,349	1,415	5,921	1,647	213		3,381	3,871	5,451
08/24	4,915	2,510	1,437	6,021	1,695	232		3,919	3,962	5,791
08/25	<u>6,081</u>	<u>2,908</u>	<u>1,496</u>	<u>6,205</u>	<u>1,767</u>	<u>299</u>		<u>4,056</u>	<u>4,026</u>	
08/26	6,752	3,258	1,550	6,345	1,977	398		4,140	4,096	
08/27	6,810	3,548	1,621	6,362	2,342	579		4,171	4,159	
08/28	6,991	3,796	1,669	6,385	3,076	695		4,192	4,331	
08/29	7,402	3,883	1,719	6,404	3,894	888		4,206	4,488	

	2005	2006	2007	2008	2009	2010	2011	2012	2013	2014
Season Total	11,324	6,111	2,807	7,457	8,137	1,216		4,407	6,490	

Tuluksak River Coho



There are no comments for the past three days.

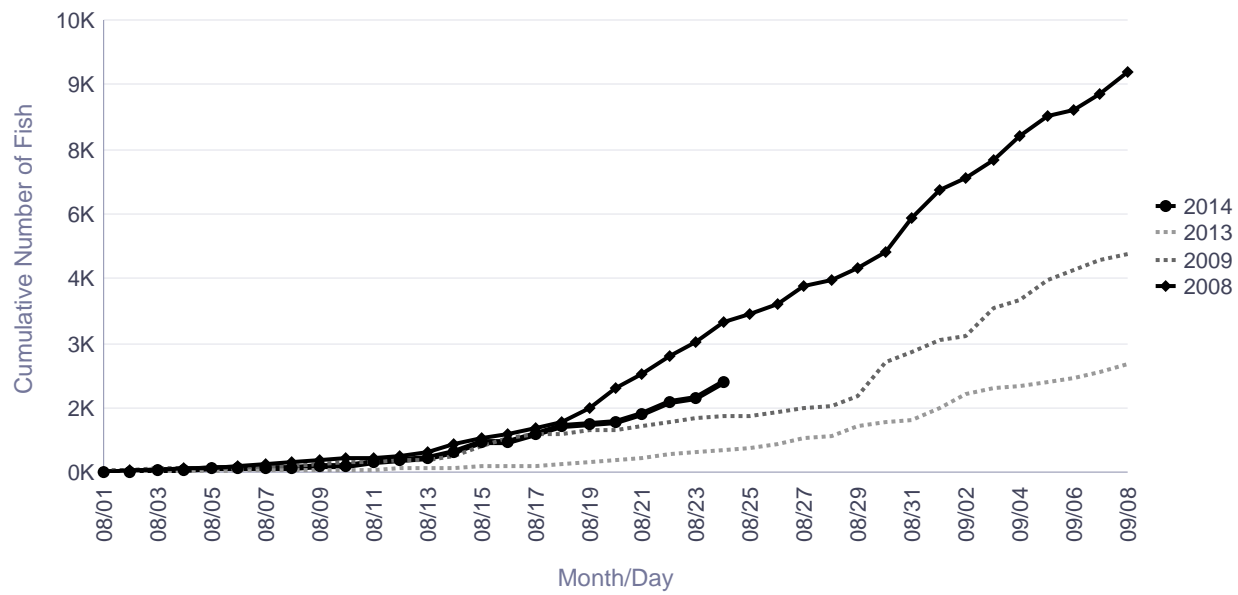
Informational Packet

Salmon River (Aniak) Weir Historical Cumulative Daily Passage of Coho Salmon

Cumulative Daily Passage										
Date	2005	2006	2007	2008	2009	2010	2011	2012	2013	2014
08/22				2,691	1,157				405	1,634
08/23				3,048	1,263				467	1,717
08/24				3,468	1,303				526	2,116
08/25				3,675	1,330				577	
08/26				3,913	1,416				681	
08/27				4,346	1,492				776	
08/28				4,467	1,564				844	
08/29				4,738	1,768				1,079	

	2005	2006	2007	2008	2009	2010	2011	2012	2013	2014
Season Total				11,022	6,391				2,869	

Salmon River (Aniak) Coho



There are no comments for the past three days.

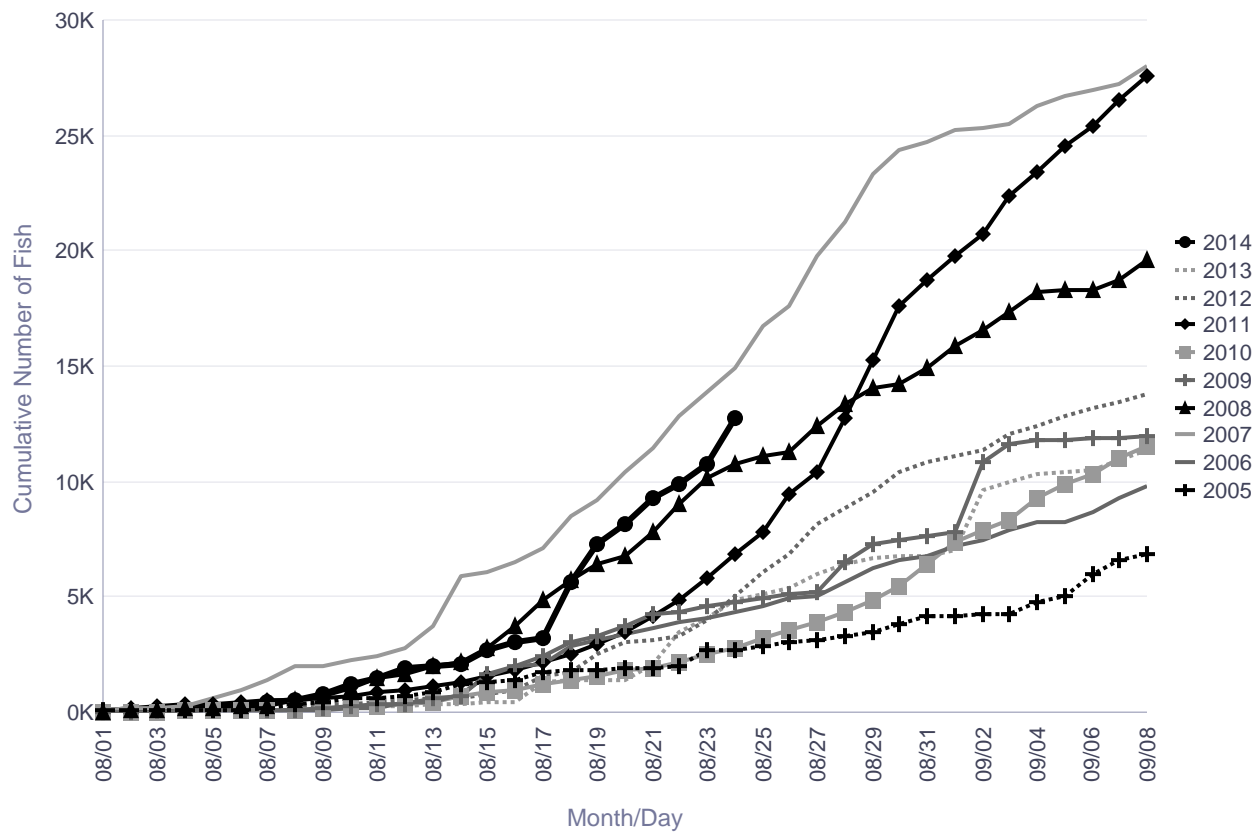
Informational Packet

George River Weir Historical Cumulative Daily Passage of Coho Salmon

	Cumulative Daily Passage									
Date	2005	2006	2007	2008	2009	2010	2011	2012	2013	2014
08/22	1,983	3,887	12,803	9,022	4,376	2,186	4,895	3,306	3,515	9,920
08/23	2,691	4,121	13,921	10,194	4,600	2,565	5,796	4,031	4,106	10,779
08/24	2,737	4,350	14,911	10,724	4,749	2,802	6,868	5,018	4,877	12,746
08/25	<u>2,892</u>	<u>4,574</u>	<u>16,713</u>	<u>11,107</u>	<u>4,933</u>	<u>3,257</u>	<u>7,800</u>	<u>6,089</u>	<u>5,130</u>	
08/26	3,068	4,911	17,637	11,256	5,093	3,534	9,418	6,825	5,404	
08/27	3,117	5,012	19,765	12,423	5,177	3,883	10,373	8,161	5,992	
08/28	3,301	5,688	21,254	13,377	6,484	4,372	12,794	8,852	6,395	
08/29	3,451	6,211	23,353	14,039	7,301	4,833	15,257	9,582	6,667	

	2005	2006	2007	2008	2009	2010	2011	2012	2013	2014
Season Total	8,200	11,294	29,317	21,956	12,573	12,961	30,028	15,272	13,894	

George River Coho



There are no comments for the past three days.

Informational Packet

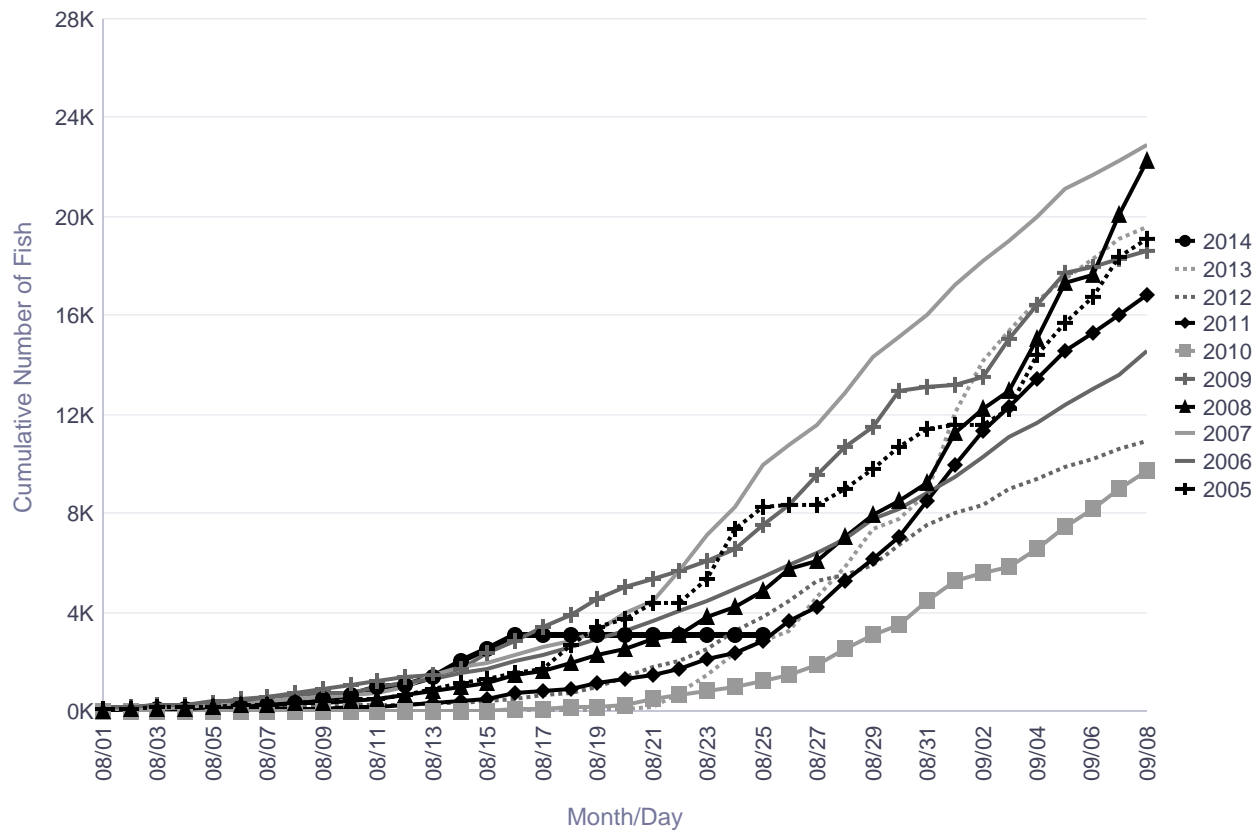
Kogrukluk River Weir Historical Cumulative Daily Passage of Coho Salmon

	Cumulative Daily Passage									
Date	2005	2006	2007	2008	2009	2010	2011	2012	2013	2014
08/22	4,381	4,043	5,641	3,101	5,641	668	1,712	2,061	709	3,121
08/23	5,328	4,469	7,109	3,776	6,097	831	2,107	2,503	1,482	3,121
08/24	7,398	4,919	8,246	4,212	6,539	972	2,383	3,240	2,326	3,121
08/25	<u>8,232</u>	<u>5,394</u>	<u>9,944</u>	<u>4,827</u>	<u>7,564</u>	<u>1,215</u>	<u>2,868</u>	<u>3,817</u>	<u>2,880</u>	<u>3,121</u>
08/26	8,321	5,942	10,743	5,744	8,344	1,480	3,672	4,437	3,285	
08/27	8,344	6,392	11,554	6,071	9,521	1,894	4,217	5,264	4,611	
08/28	9,007	6,992	12,847	7,052	10,716	2,525	5,268	5,499	5,797	
08/29	9,801	7,744	14,337	7,933	11,494	3,120	6,151	5,898	7,342	

Escapement Goal Range: 13,000 to 28,000
Highlighted years below are when escapement goal was achieved or exceeded.

	2005	2006	2007	2008	2009	2010	2011	2012	2013	2014
Season Total	<u>24,115</u>	<u>17,011</u>	<u>27,034</u>	<u>29,661</u>	<u>22,981</u>	<u>13,970</u>	<u>24,174</u>	<u>13,697</u>	<u>23,590</u>	

Kogrukluk River Coho



Date	Comments
8/22/2014	No counts - out of operation.
8/23/2014	No counts - weir is out of operation.
8/24/2014	No counts - weir is out of operation.

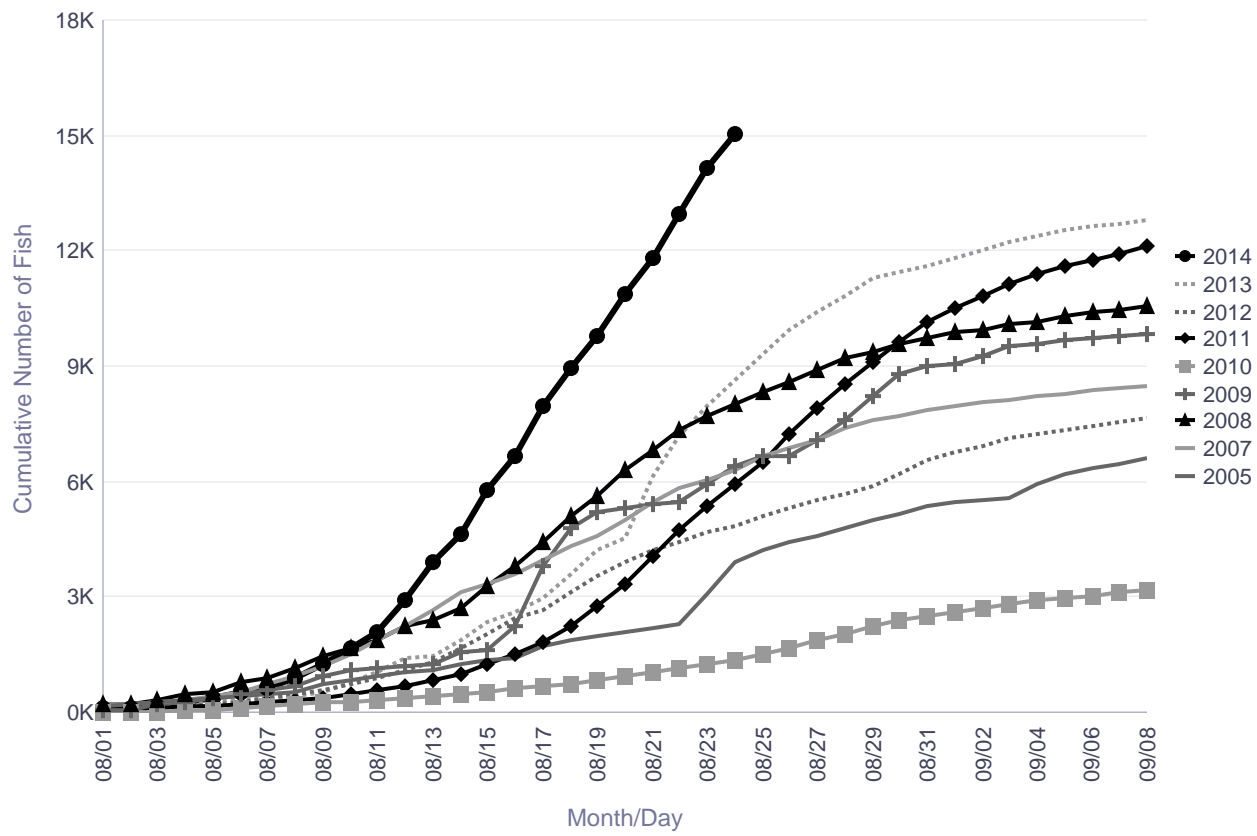
Informational Packet

Tatlawiksuk River Weir Historical Cumulative Daily Passage of Coho Salmon

	Cumulative Daily Passage									
Date	2005	2006	2007	2008	2009	2010	2011	2012	2013	2014
08/22	2,295		5,833	7,335	5,486	1,133	4,755	4,429	7,178	12,973
08/23	3,052		6,034	7,684	5,911	1,252	5,350	4,683	7,943	14,134
08/24	3,933		6,292	8,037	6,421	1,352	5,959	4,842	8,662	15,036
08/25	<u>4,210</u>		<u>6,669</u>	<u>8,340</u>	<u>6,665</u>	<u>1,526</u>	<u>6,528</u>	<u>5,082</u>	<u>9,322</u>	
08/26	4,409		6,845	8,580	6,683	1,697	7,224	5,293	9,918	
08/27	4,603		7,060	8,903	7,054	1,881	7,891	5,505	10,398	
08/28	4,780		7,379	9,202	7,591	2,022	8,516	5,672	10,800	
08/29	5,006		7,608	9,346	8,210	2,232	9,121	5,897	11,283	

	2005	2006	2007	2008	2009	2010	2011	2012	2013	2014
Season Total	7,560		8,686	11,065	10,155	3,521	12,927	8,070	13,076	

Tatlawiksuk River Coho



There are no comments for the past three days.

Informational Packet

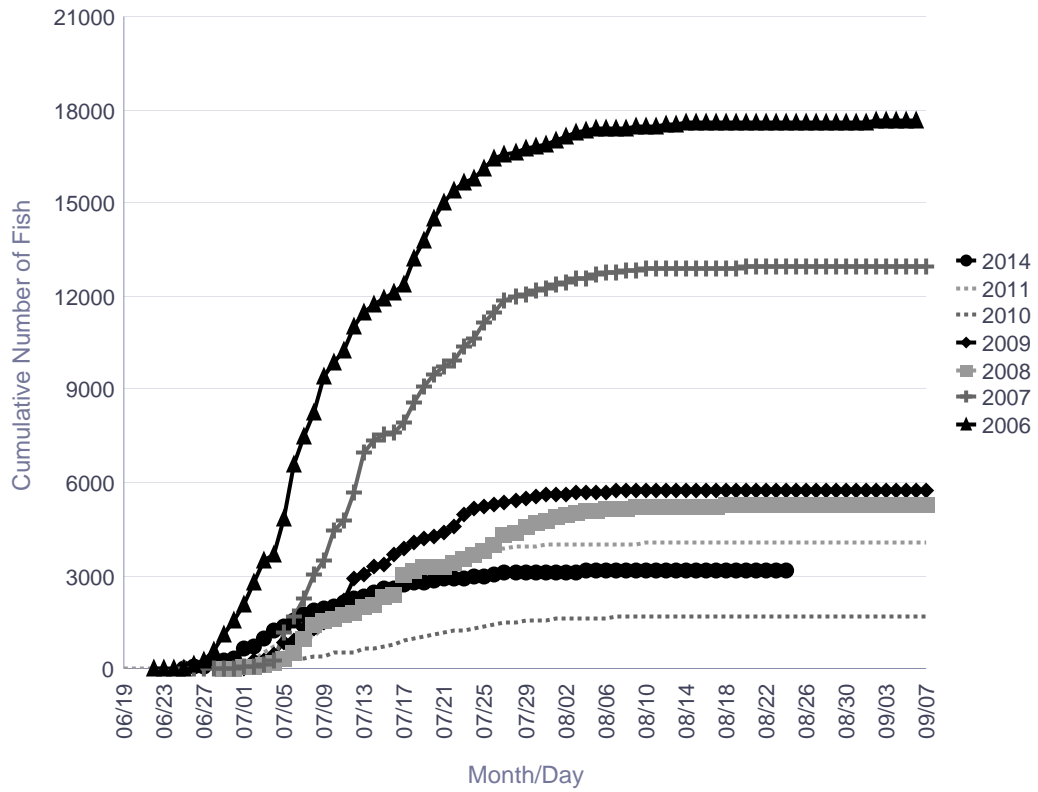
Kwethluk River Salmon Monitoring Project Cumulative Daily Passage of Chinook Salmon

Cumulative Daily Passage										
Date	2005	2006	2007	2008	2009	2010	2011	2012	2013	2014
08/22		17,591	12,922	5,266	5,743	1,668	4,062			3,179
08/23		17,595	12,923	5,267	5,743	1,668	4,062			3,181
08/24		17,595	12,924	5,269	5,743	1,668	4,062			3,181
08/25		<u>17,598</u>	<u>12,926</u>	<u>5,271</u>	<u>5,743</u>	<u>1,668</u>	<u>4,063</u>			
08/26		17,606	12,926	5,273	5,743	1,668	4,063			
08/27		17,606	12,927	5,273	5,743	1,668	4,076			
08/28		17,606	12,927	5,273	5,743	1,668	4,078			
08/29		17,610	12,927	5,273	5,744	1,668	4,079			

Escapement Goal Range: 4,100 to 7,500
Highlighted years below are when escapement goal was achieved or exceeded.

	2005	2006	2007	2008	2009	2010	2011	2012	2013	2014
Season Total		<u>17,619</u>	<u>12,927</u>	<u>5,276</u>	<u>5,744</u>	1,668	4,079			

Kwethluk River Chinook



There are no comments for the past three days.

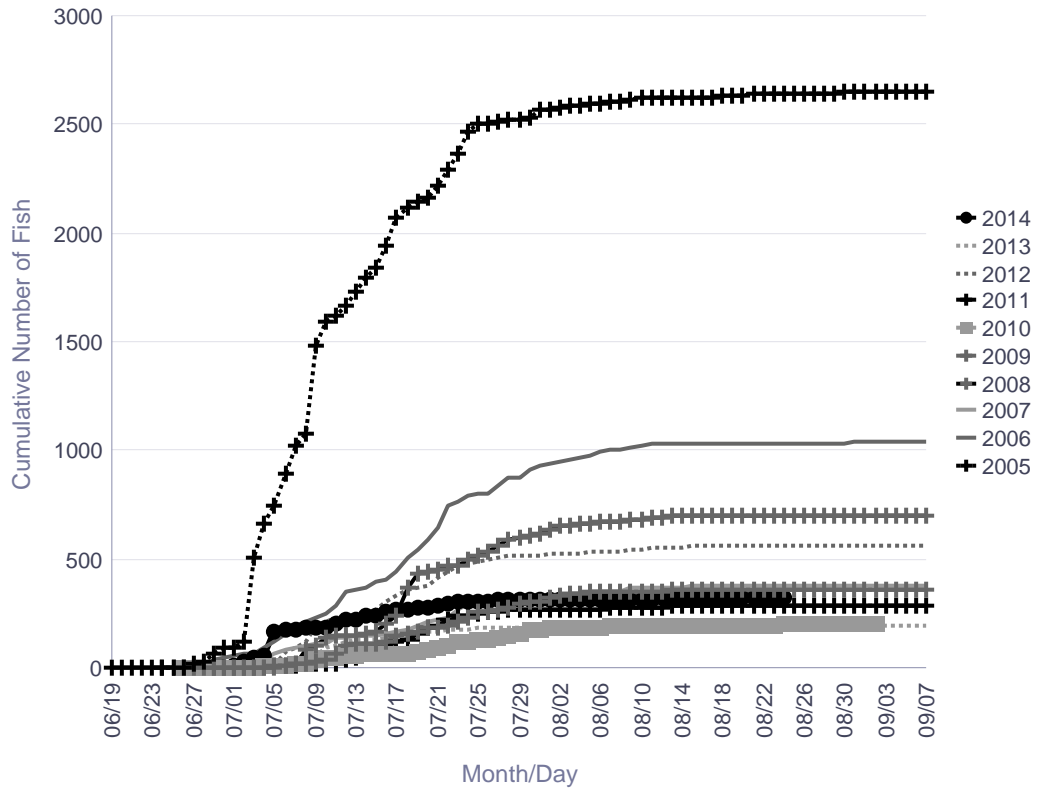
Informational Packet

Tuluksak River Salmon Monitoring Project Cumulative Daily Passage of Chinook Salmon

Cumulative Daily Passage										
Date	2005	2006	2007	2008	2009	2010	2011	2012	2013	2014
08/22	2,640	1,034	374	701	362	198	283	560	193	319
08/23	2,642	1,034	374	701	362	198	283	560	193	319
08/24	2,642	1,034	374	701	362	200	284	560	193	319
08/25	<u>2,642</u>	<u>1,034</u>	<u>374</u>	<u>701</u>	<u>362</u>	<u>200</u>	<u>284</u>	<u>560</u>	<u>193</u>	
08/26	2,642	1,034	374	701	362	200	284	560	193	
08/27	2,642	1,034	374	701	362	200	284	560	193	
08/28	2,643	1,034	374	701	362	201	284	560	193	
08/29	2,645	1,035	374	701	362	201	284	560	193	

	2005	2006	2007	2008	2009	2010	2011	2012	2013	2014
Season Total	2,653	1,043	374	701	362	201	284	560	193	

Tuluksak River Chinook



There are no comments for the past three days.

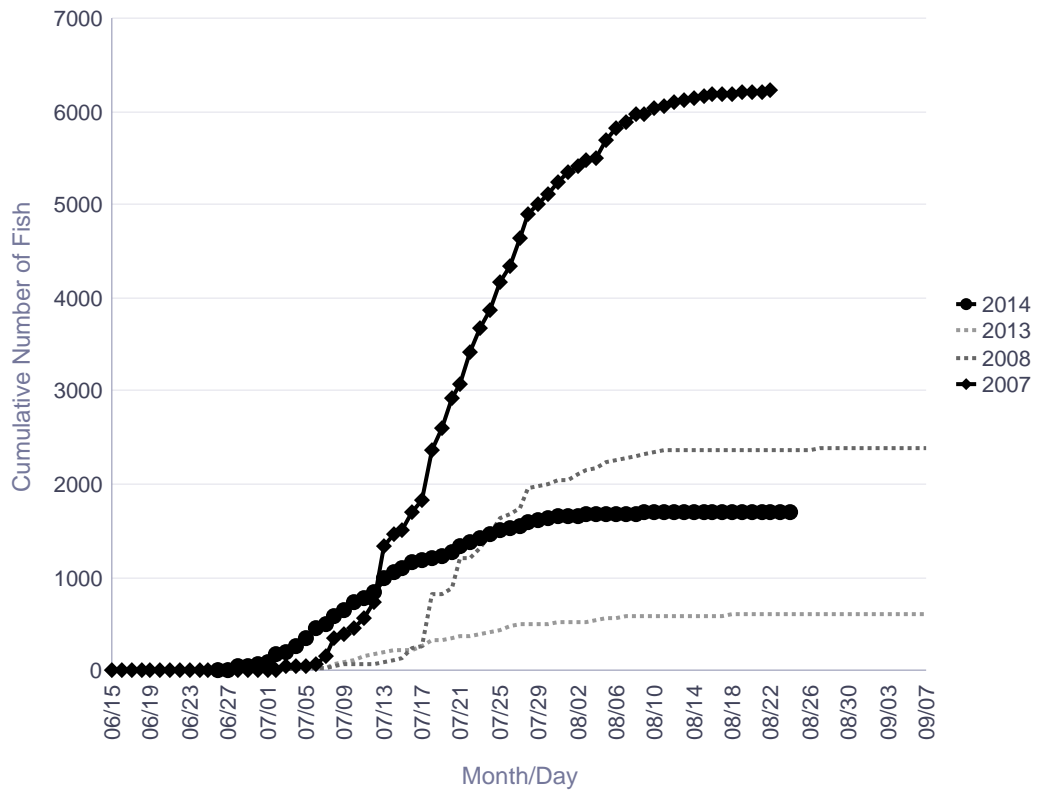
Informational Packet

Salmon River (Aniak) Weir Historical Cumulative Daily Passage of Chinook Salmon

	Cumulative Daily Passage									
Date	2005	2006	2007	2008	2009	2010	2011	2012	2013	2014
08/22			6,220	2,373					594	1,698
08/23				2,373					594	1,698
08/24				2,374					595	1,698
08/25				2,374					595	
08/26				2,374					595	
08/27				2,375					595	
08/28				2,375					595	
08/29				2,375					596	

	2005	2006	2007	2008	2009	2010	2011	2012	2013	2014
Season Total			6,220	2,376					598	

Salmon River (Aniak) Chinook



There are no comments for the past three days.

Informational Packet

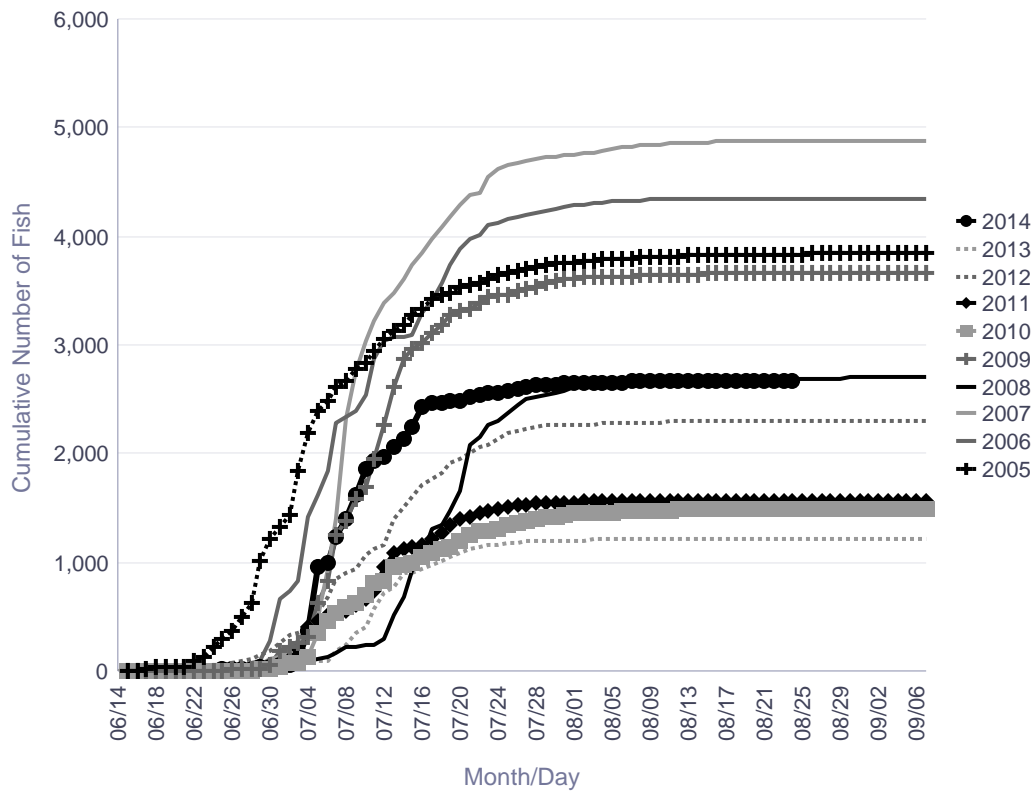
George River Weir Historical Cumulative Daily Passage of Chinook Salmon

Date	Cumulative Daily Passage									
	2005	2006	2007	2008	2009	2010	2011	2012	2013	2014
08/22	3,837	4,348	4,882	2,695	3,659	1,498	1,571	2,301	1,218	2,672
08/23	3,837	4,348	4,883	2,696	3,659	1,498	1,571	2,301	1,219	2,672
08/24	3,837	4,348	4,883	2,696	3,661	1,498	1,571	2,301	1,219	2,673
08/25	<u>3,837</u>	<u>4,348</u>	<u>4,883</u>	<u>2,696</u>	<u>3,662</u>	<u>1,498</u>	<u>1,571</u>	<u>2,301</u>	<u>1,219</u>	
08/26	3,839	4,348	4,883	2,696	3,662	1,498	1,571	2,301	1,219	
08/27	3,840	4,348	4,883	2,697	3,662	1,498	1,571	2,301	1,219	
08/28	3,841	4,350	4,883	2,697	3,662	1,499	1,571	2,301	1,219	
08/29	3,842	4,350	4,883	2,697	3,662	1,499	1,571	2,301	1,219	

Escapement Goal Range: 1,800 to 3,300
 Highlighted years below are when escapement goal was achieved or exceeded.

	2005	2006	2007	2008	2009	2010	2011	2012	2013	2014
Season Total	<u>3,845</u>	<u>4,355</u>	<u>4,883</u>	<u>2,698</u>	<u>3,663</u>	1,500	1,571	<u>2,302</u>	1,219	

George River Chinook



Date	Comments
8/24/2014	Lower bound of escapement goal was met on July 20th.

Informational Packet

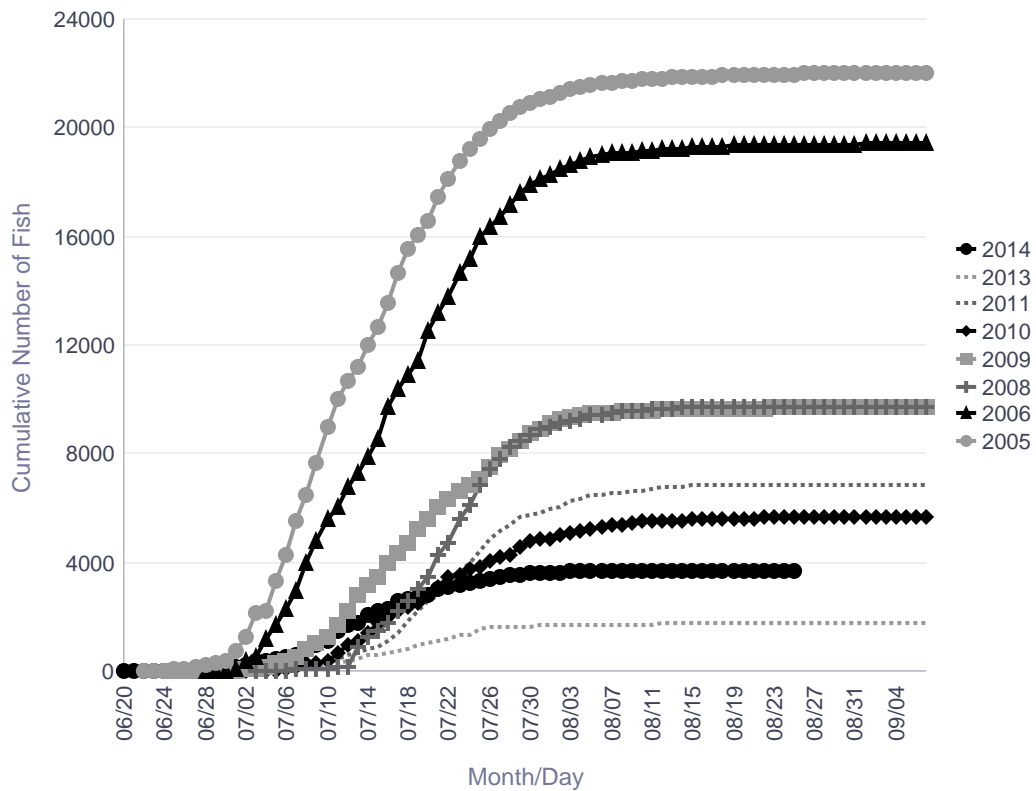
Kogrukluk River Weir Historical Cumulative Daily Passage of Chinook Salmon

		Cumulative Daily Passage									
Date	2005	2006	2007	2008	2009	2010	2011	2012	2013	2014	
08/22	21,946	19,366		9,721	9,680	5,649	6,886		1,769	3,719	
08/23	21,950	19,374		9,722	9,687	5,668	6,886		1,769	3,719	
08/24	21,962	19,380		9,725	9,687	5,676	6,886		1,770	3,719	
08/25	<u>21,970</u>	<u>19,384</u>		<u>9,727</u>	<u>9,690</u>	<u>5,676</u>	<u>6,888</u>		<u>1,771</u>	<u>3,719</u>	
08/26	21,975	19,385		9,727	9,690	5,684	6,889		1,771		
08/27	21,979	19,389		9,729	9,691	5,686	6,889		1,772		
08/28	21,983	19,394		9,729	9,691	5,687	6,889		1,772		
08/29	21,986	19,397		9,729	9,691	5,690	6,889		1,772		

Escapement Goal Range: 4,800 to 8,800
 Highlighted years below are when escapement goal was achieved or exceeded.

	2005	2006	2007	2008	2009	2010	2011	2012	2013	2014
Season Total	<u>21,999</u>	<u>19,414</u>		<u>9,730</u>	<u>9,701</u>	<u>5,693</u>	<u>6,890</u>		1,772	

Kogrukluk River Chinook



Date	Comments
8/22/2014	No counts - out of operation.
8/23/2014	No counts - weir is out of operation.
8/24/2014	No counts - weir is out of operation.

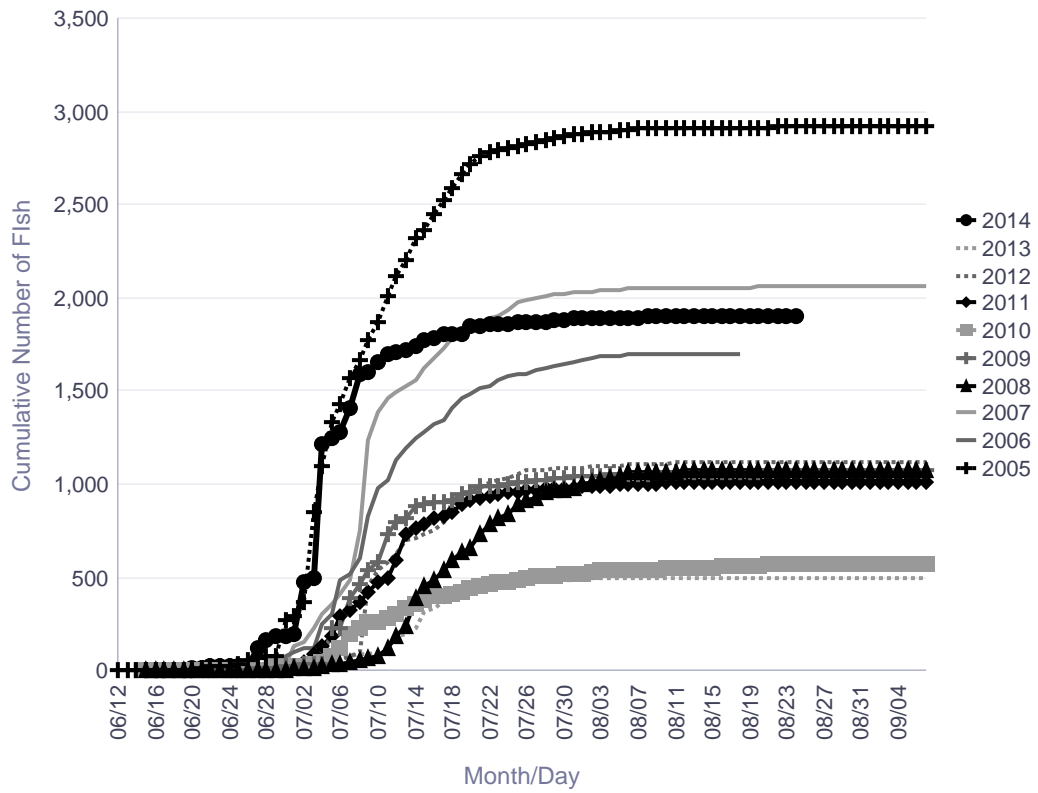
Informational Packet

Tatlawiksuk River Weir Historical Cumulative Daily Passage of Chinook Salmon

	Cumulative Daily Passage									
Date	2005	2006	2007	2008	2009	2010	2011	2012	2013	2014
08/22	2,916		2,057	1,070	1,070	566	1,014	1,116	495	1,896
08/23	2,916		2,057	1,070	1,070	567	1,014	1,116	495	1,896
08/24	2,917		2,058	1,070	1,070	568	1,014	1,116	495	1,896
08/25	2,918		2,058	1,071	1,070	568	1,014	1,116	495	
08/26	2,919		2,058	1,071	1,070	568	1,014	1,116	495	
08/27	2,920		2,060	1,071	1,070	568	1,014	1,116	495	
08/28	2,920		2,060	1,071	1,070	568	1,014	1,116	495	
08/29	2,920		2,060	1,071	1,071	568	1,014	1,116	495	

	2005	2006	2007	2008	2009	2010	2011	2012	2013	2014
Season Total	2,920	1,700	2,061	1,071	1,071	569	1,014	1,116	495	

Tatlawiksuk River Chinook



There are no comments for the past three days.

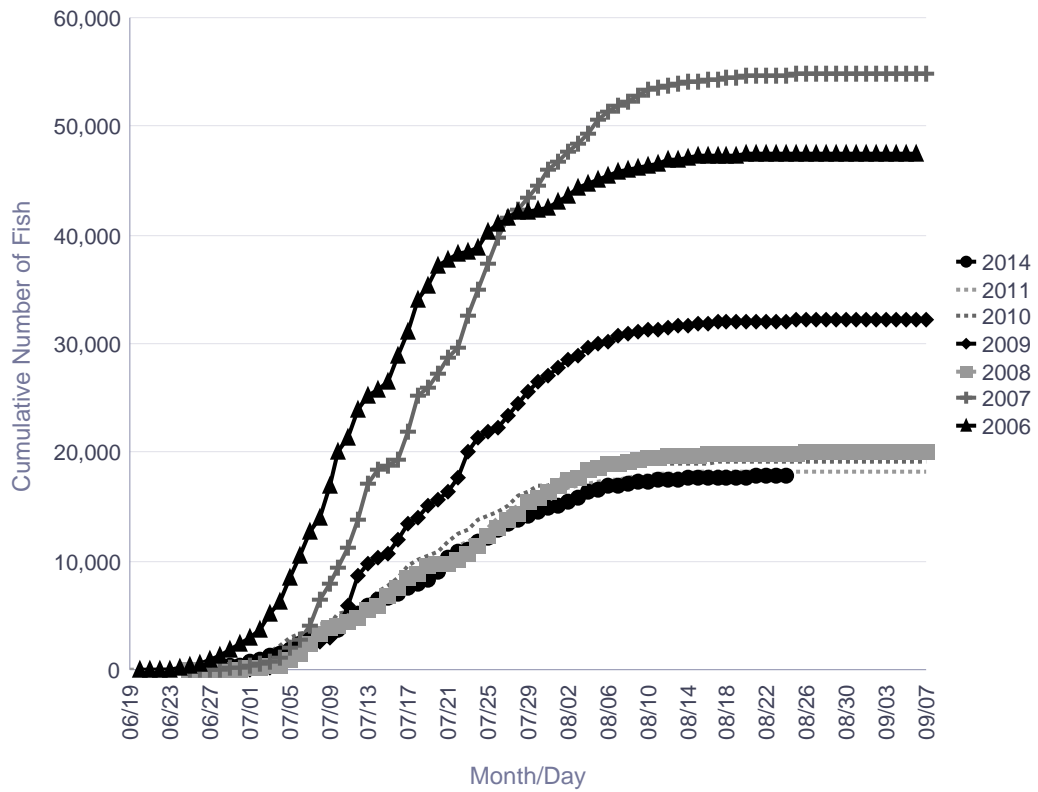
Informational Packet

Kwethluk River Salmon Monitoring Project Cumulative Daily Passage of Chum Salmon

Cumulative Daily Passage										
Date	2005	2006	2007	2008	2009	2010	2011	2012	2013	2014
08/22		47,420	54,676	19,968	32,106	19,175	18,275			17,801
08/23		47,426	54,698	19,975	32,122	19,185	18,283			17,810
08/24		47,431	54,716	19,979	32,126	19,191	18,288			17,823
08/25		<u>47,437</u>	<u>54,763</u>	<u>19,984</u>	<u>32,134</u>	<u>19,199</u>	<u>18,294</u>			
08/26		47,447	54,787	19,986	32,150	19,204	18,300			
08/27		47,449	54,804	19,994	32,156	19,209	18,302			
08/28		47,455	54,817	20,005	32,166	19,214	18,311			
08/29		47,465	54,835	20,009	32,172	19,218	18,312			

	2005	2006	2007	2008	2009	2010	2011	2012	2013	2014
Season Total		47,491	54,913	20,030	32,191	19,235	18,329			

Kwethluk River Chum



There are no comments for the past three days.

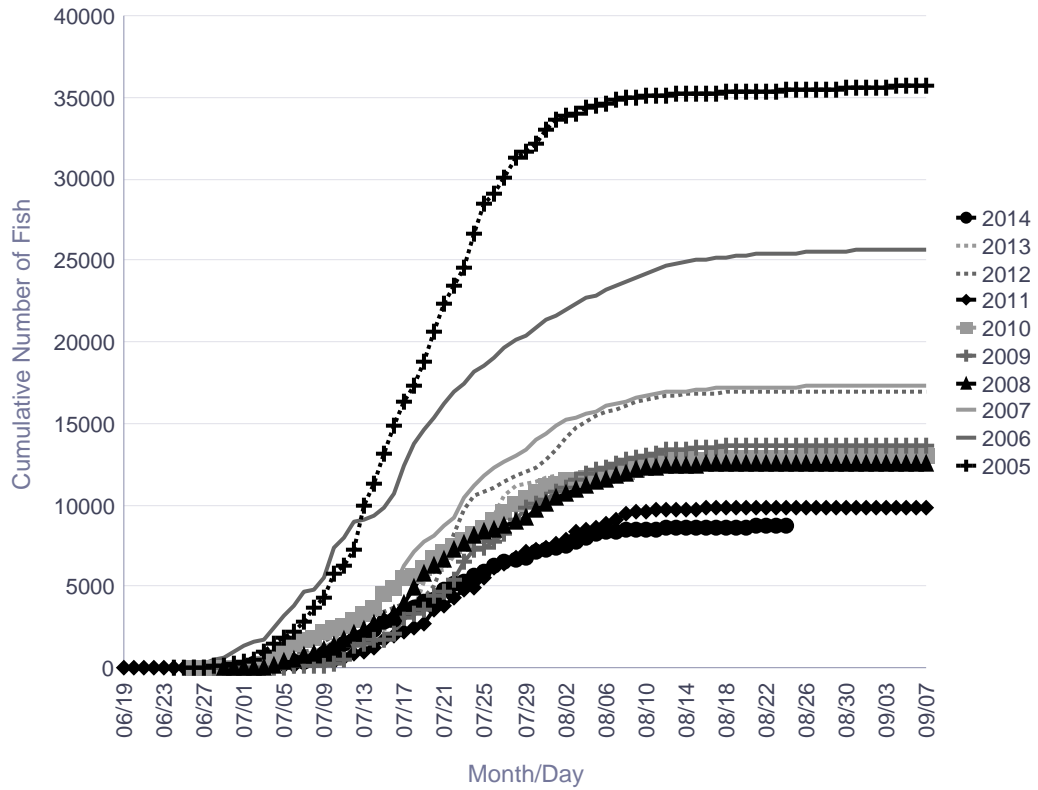
Informational Packet

Tuluksak River Salmon Monitoring Project Cumulative Daily Passage of Chum Salmon

Cumulative Daily Passage										
Date	2005	2006	2007	2008	2009	2010	2011	2012	2013	2014
08/22	35,380	25,369	17,227	12,547	13,615	12,916	9,813	16,929	12,770	8,670
08/23	35,397	25,399	17,236	12,547	13,628	12,930	9,813	16,946	12,797	8,674
08/24	35,406	25,419	17,241	12,547	13,633	12,943	9,813	16,954	12,810	8,677
08/25	<u>35,418</u>	<u>25,447</u>	<u>17,245</u>	<u>12,548</u>	<u>13,640</u>	<u>12,950</u>	<u>9,813</u>	<u>16,956</u>	<u>12,823</u>	
08/26	35,433	25,474	17,255	12,548	13,647	12,960	9,816	16,959	12,836	
08/27	35,451	25,500	17,256	12,548	13,652	12,983	9,817	16,961	12,841	
08/28	35,475	25,519	17,258	12,548	13,654	12,994	9,818	16,965	12,847	
08/29	35,517	25,553	17,259	12,549	13,655	13,004	9,822	16,968	12,857	

	2005	2006	2007	2008	2009	2010	2011	2012	2013	2014
Season Total	35,696	25,652	17,286	12,550	13,671	13,042	9,828	16,981	12,911	

Tuluksak River Chum



There are no comments for the past three days.

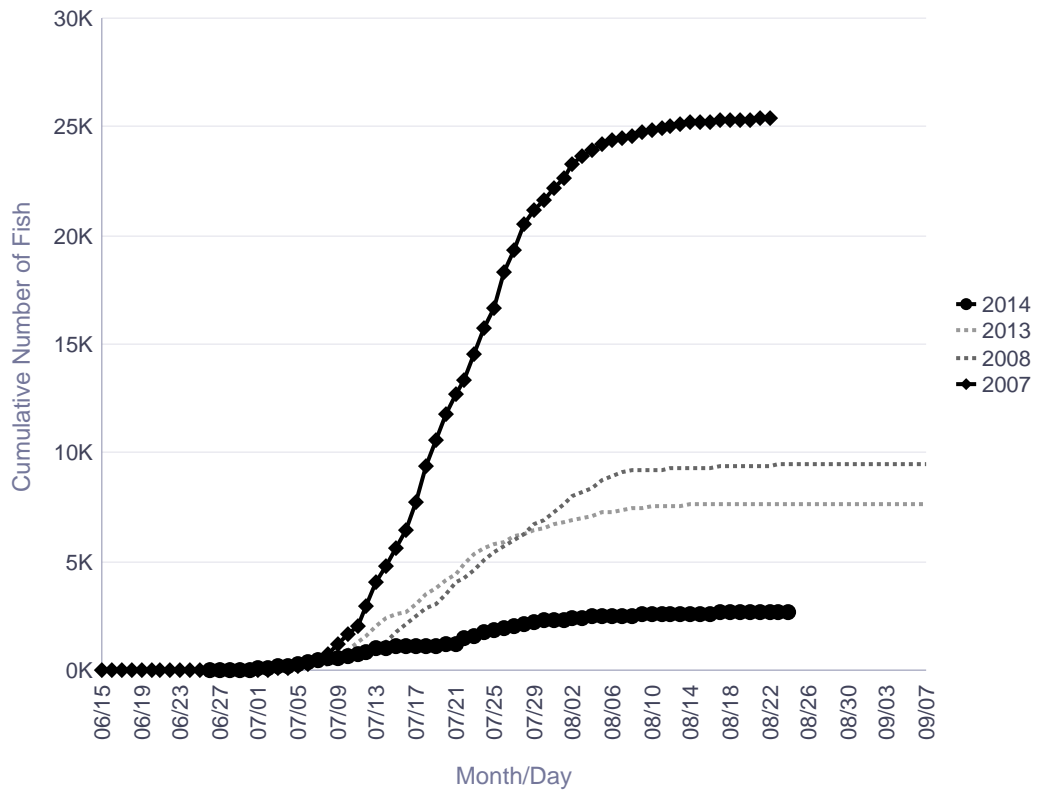
Informational Packet

Salmon River (Aniak) Weir Historical Cumulative Daily Passage of Chum Salmon

	Cumulative Daily Passage									
Date	2005	2006	2007	2008	2009	2010	2011	2012	2013	2014
08/22			25,379	9,437					7,655	2,668
08/23				9,446					7,656	2,668
08/24				9,450					7,659	2,671
08/25				9,453					7,660	
08/26				9,457					7,660	
08/27				9,457					7,660	
08/28				9,457					7,661	
08/29				9,457					7,661	

	2005	2006	2007	2008	2009	2010	2011	2012	2013	2014
Season Total			25,379	9,459					7,666	

Salmon River (Aniak) Chum



There are no comments for the past three days.

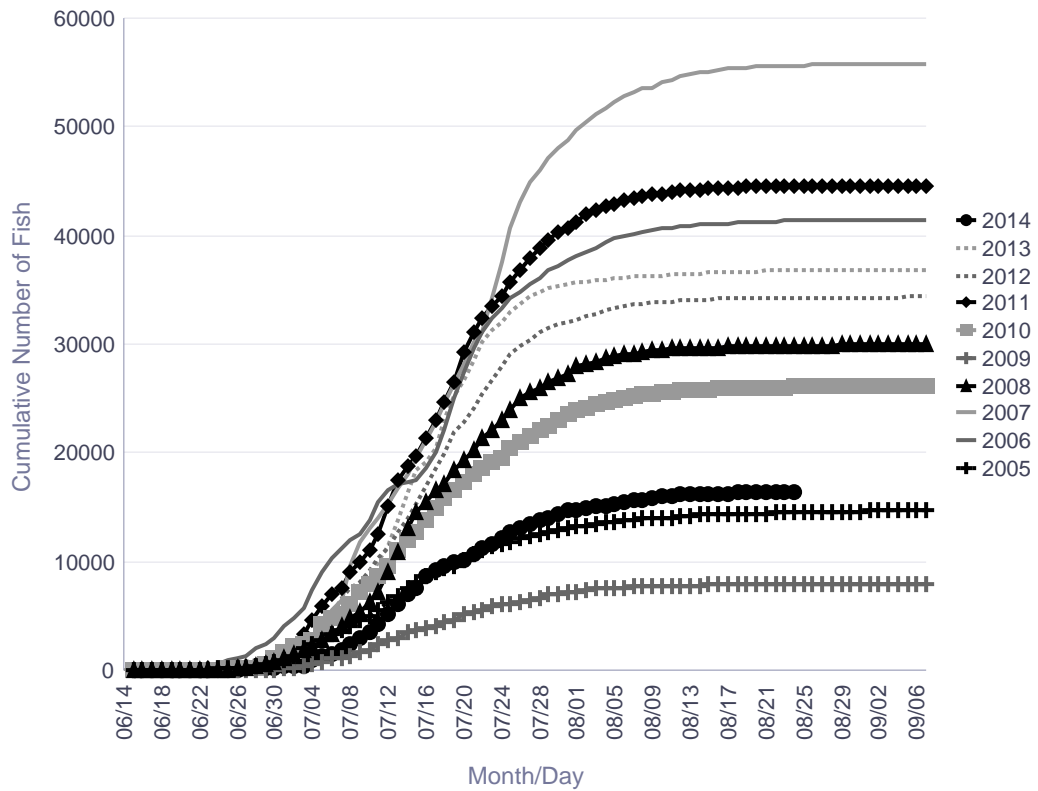
Informational Packet

George River Weir Historical Cumulative Daily Passage of Chum Salmon

Cumulative Daily Passage										
Date	2005	2006	2007	2008	2009	2010	2011	2012	2013	2014
08/22	14,467	41,304	55,598	29,842	7,919	26,024	44,526	34,258	36,753	16,400
08/23	14,480	41,325	55,630	29,869	7,920	26,043	44,543	34,269	36,763	16,407
08/24	14,487	41,340	55,654	29,885	7,924	26,060	44,558	34,276	36,777	16,418
08/25	<u>14,493</u>	<u>41,350</u>	<u>55,670</u>	<u>29,895</u>	<u>7,926</u>	<u>26,068</u>	<u>44,562</u>	<u>34,282</u>	<u>36,790</u>	
08/26	14,520	41,353	55,685	29,898	7,926	26,075	44,573	34,287	36,802	
08/27	14,545	41,358	55,701	29,915	7,928	26,079	44,577	34,290	36,809	
08/28	14,570	41,374	55,722	29,916	7,931	26,084	44,592	34,299	36,813	
08/29	14,587	41,383	55,733	29,919	7,932	26,088	44,600	34,313	36,822	

	2005	2006	2007	2008	2009	2010	2011	2012	2013	2014
Season Total	14,828	41,467	55,843	29,979	7,941	26,154	44,641	34,336	36,874	

George River Chum



There are no comments for the past three days.

Informational Packet

Kogruklu River Weir Historical Cumulative Daily Passage of Chum Salmon

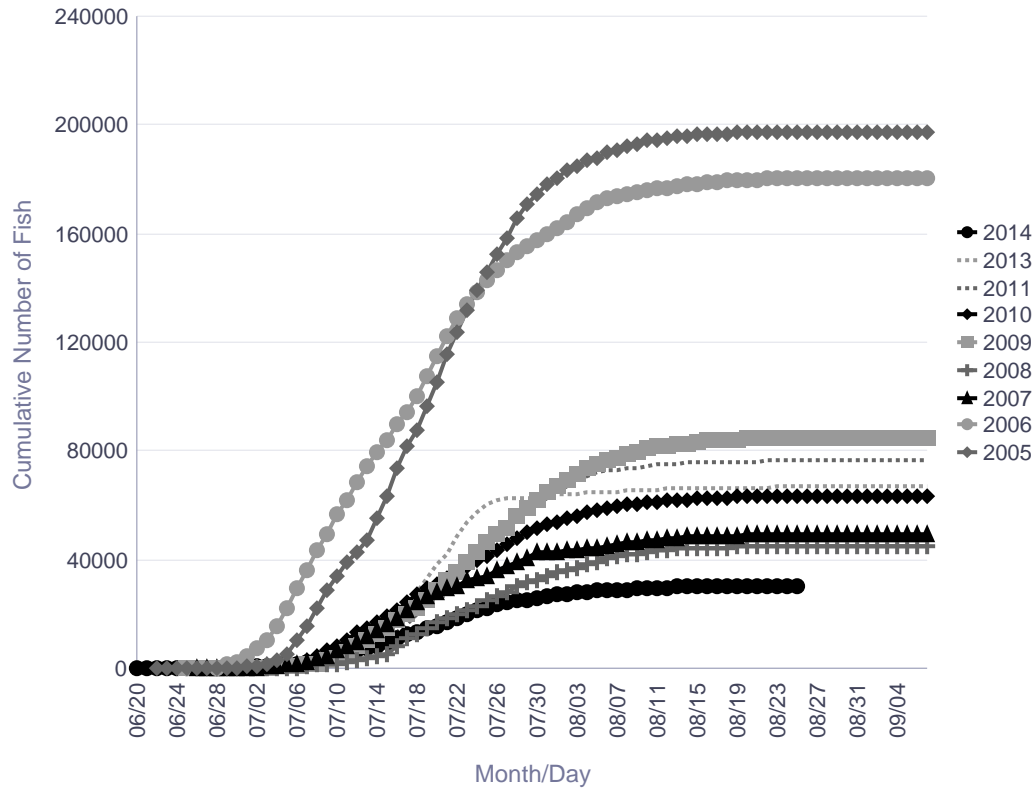
Date	Cumulative Daily Passage									
	2005	2006	2007	2008	2009	2010	2011	2012	2013	2014
08/22	197,239	180,172	49,209	44,823	84,581	63,314	76,275		66,658	30,138
08/23	197,302	180,303	49,260	44,853	84,641	63,369	76,295		66,705	30,138
08/24	197,402	180,398	49,304	44,879	84,674	63,413	76,310		66,730	30,138
08/25	<u>197,467</u>	<u>180,457</u>	<u>49,335</u>	<u>44,900</u>	<u>84,742</u>	<u>63,445</u>	<u>76,323</u>		<u>66,748</u>	<u>30,138</u>
08/26	197,496	180,483	49,358	44,925	84,780	63,479	76,342		66,768	
08/27	197,518	180,502	49,374	44,942	84,815	63,493	76,354		66,780	
08/28	197,543	180,514	49,390	44,946	84,831	63,506	76,355		66,790	
08/29	197,569	180,525	49,402	44,955	84,857	63,510	76,359		66,793	

Escapement Goal Range: 15,000 to 49,000

Highlighted years below are when escapement goal was achieved or exceeded.

	2005	2006	2007	2008	2009	2010	2011	2012	2013	2014
Season Total	<u>197,723</u>	<u>180,601</u>	<u>49,509</u>	<u>44,978</u>	84,940	63,582	76,386		66,834	

Kogruklu River Chum



Date	Comments
8/22/2014	No counts - out of operation.
8/23/2014	No counts - weir is out of operation.
8/24/2014	No counts - weir is out of operation.

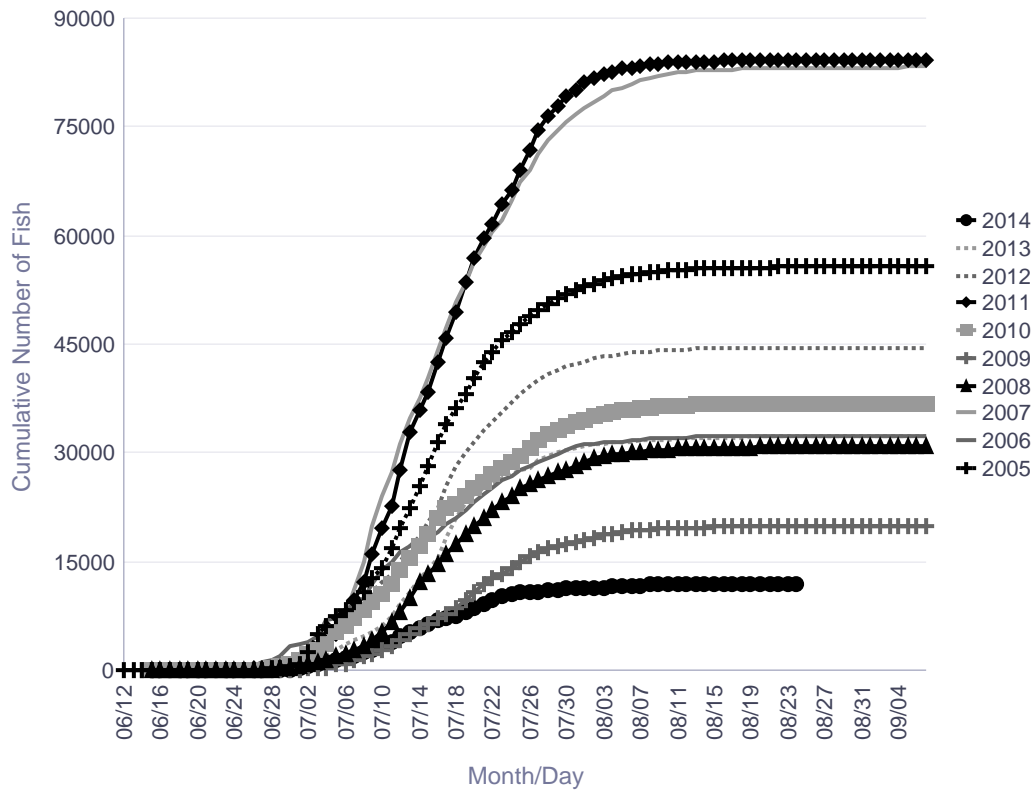
Informational Packet

Tatlawiksuk River Weir Historical Cumulative Daily Passage of Chum Salmon

Cumulative Daily Passage										
Date	2005	2006	2007	2008	2009	2010	2011	2012	2013	2014
08/22	55,647	32,273	83,114	30,831	19,929	36,691	84,147	44,553	32,236	12,029
08/23	55,664	32,274	83,133	30,837	19,943	36,693	84,156	44,553	32,243	12,035
08/24	55,677	32,277	83,147	30,844	19,949	36,694	84,160	44,556	32,249	12,044
08/25	<u>55,678</u>	<u>32,278</u>	<u>83,162</u>	<u>30,853</u>	<u>19,952</u>	<u>36,698</u>	<u>84,167</u>	<u>44,557</u>	<u>32,254</u>	
08/26	55,683	32,281	83,172	30,857	19,952	36,698	84,170	44,557	32,259	
08/27	55,688	32,281	83,183	30,859	19,952	36,699	84,180	44,559	32,261	
08/28	55,693	32,284	83,191	30,863	19,953	36,699	84,188	44,563	32,265	
08/29	55,697	32,287	83,195	30,867	19,958	36,700	84,191	44,564	32,265	

	2005	2006	2007	2008	2009	2010	2011	2012	2013	2014
Season Total	55,724	32,303	83,246	30,896	19,975	36,702	84,204	44,572	32,277	

Tatlawiksuk River Chum



There are no comments for the past three days.

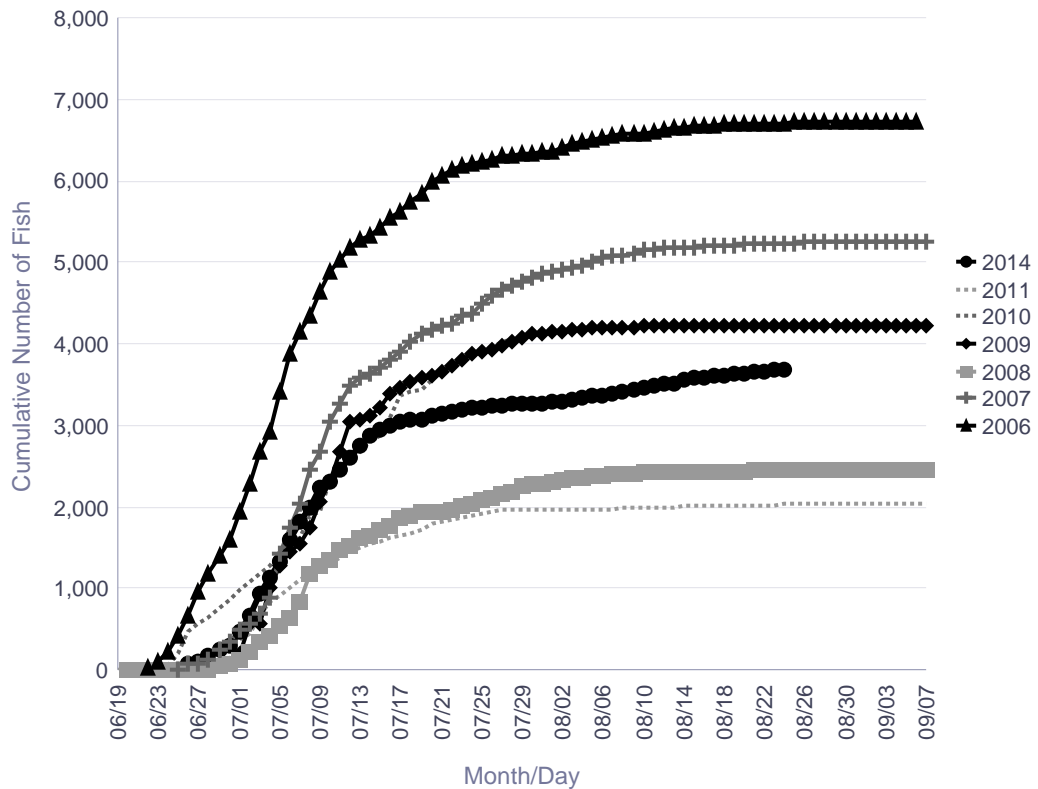
Informational Packet

Kwethluk River Salmon Monitoring Project Cumulative Daily Passage of Sockeye Salmon

Cumulative Daily Passage										
Date	2005	2006	2007	2008	2009	2010	2011	2012	2013	2014
08/22		6,706	5,223	2,445	4,220	4,222	2,023			3,667
08/23		6,709	5,228	2,447	4,222	4,225	2,024			3,673
08/24		6,709	5,232	2,447	4,223	4,226	2,028			3,685
08/25		<u>6,716</u>	<u>5,236</u>	<u>2,447</u>	<u>4,224</u>	<u>4,228</u>	<u>2,029</u>			
08/26		6,722	5,241	2,447	4,224	4,230	2,031			
08/27		6,723	5,243	2,447	4,224	4,231	2,031			
08/28		6,723	5,245	2,450	4,224	4,233	2,031			
08/29		6,723	5,250	2,450	4,224	4,234	2,031			

	2005	2006	2007	2008	2009	2010	2011	2012	2013	2014
Season Total		6,733	5,262	2,451	4,230	4,239	2,031			

Kwethluk River Sockeye



There are no comments for the past three days.

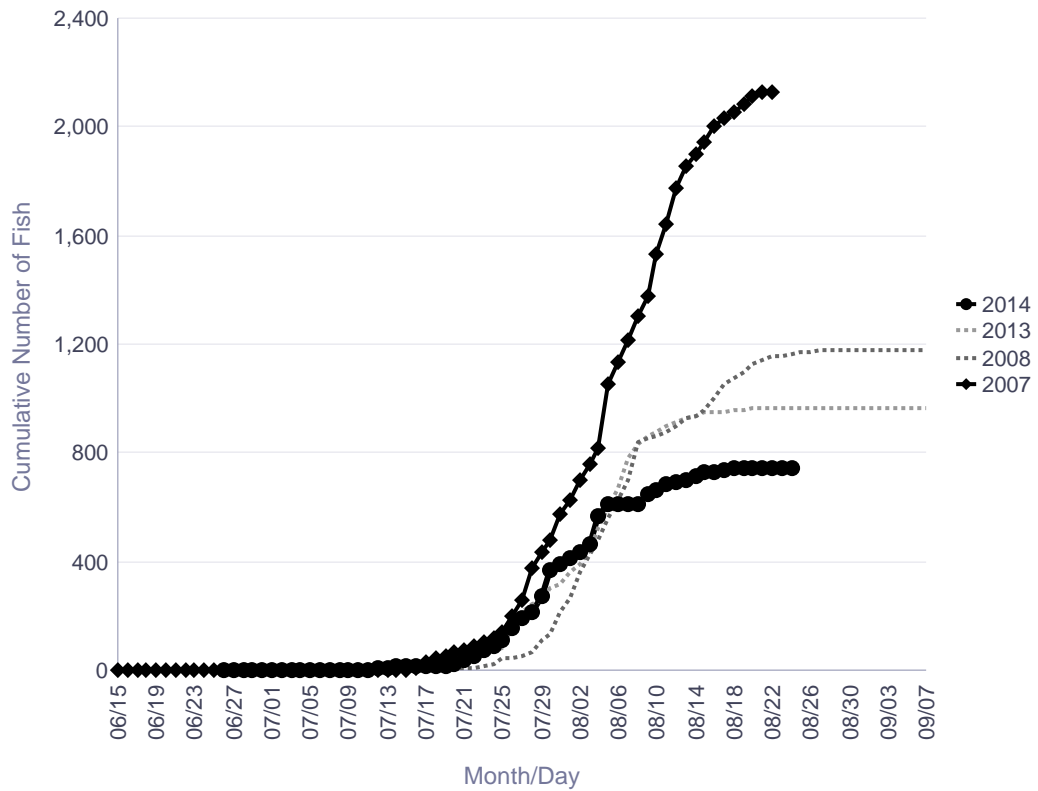
Informational Packet

Salmon River (Aniak) Weir Historical Cumulative Daily Passage of Sockeye Salmon

	Cumulative Daily Passage									
Date	2005	2006	2007	2008	2009	2010	2011	2012	2013	2014
08/22			2,130	1,155					964	742
08/23				1,160					964	743
08/24				1,164					965	743
08/25				1,169					966	
08/26				1,172					966	
08/27				1,175					966	
08/28				1,177					966	
08/29				1,178					966	

	2005	2006	2007	2008	2009	2010	2011	2012	2013	2014
Season Total			2,130	1,181					966	

Salmon River (Aniak) Sockeye



There are no comments for the past three days.

Informational Packet

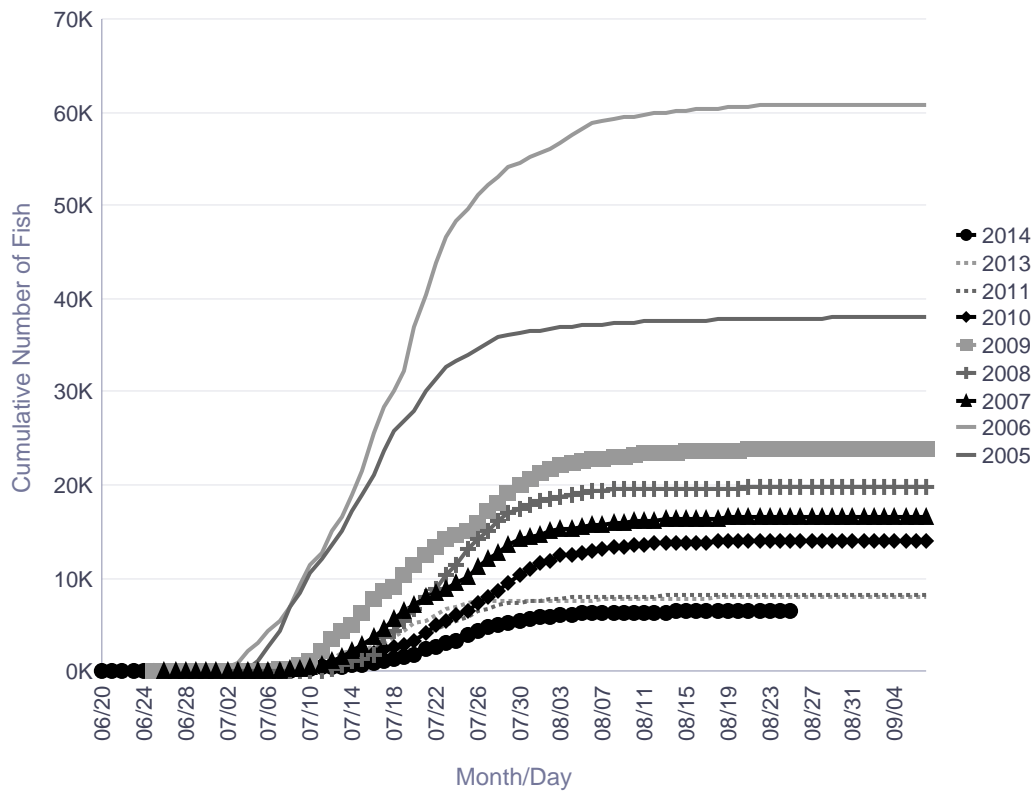
Kogrukluk River Weir Historical Cumulative Daily Passage of Sockeye Salmon

	Cumulative Daily Passage									
Date	2005	2006	2007	2008	2009	2010	2011	2012	2013	2014
08/22	37,830	60,667	16,482	19,671	23,758	13,967	8,118		7,875	6,381
08/23	37,847	60,702	16,490	19,672	23,764	13,967	8,120		7,875	6,381
08/24	37,880	60,728	16,494	19,673	23,766	13,967	8,122		7,876	6,381
08/25	<u>37,896</u>	<u>60,746</u>	<u>16,500</u>	<u>19,675</u>	<u>23,769</u>	<u>13,971</u>	<u>8,123</u>		<u>7,878</u>	<u>6,381</u>
08/26	37,900	60,756	16,502	19,675	23,777	13,976	8,123		7,878	
08/27	37,901	60,764	16,504	19,675	23,778	13,979	8,123		7,878	
08/28	37,907	60,769	16,504	19,675	23,779	13,981	8,125		7,879	
08/29	37,914	60,772	16,505	19,675	23,779	13,981	8,125		7,879	

Escapement Goal Range: 4,400 to 17,000
 Highlighted years below are when escapement goal was achieved or exceeded.

	2005	2006	2007	2008	2009	2010	2011	2012	2013	2014
Season Total	<u>37,939</u>	<u>60,807</u>	<u>16,526</u>	<u>19,675</u>	<u>23,785</u>	<u>13,997</u>	<u>8,135</u>		<u>7,882</u>	

Kogrukluk River Sockeye



Day Comments

Date	Comments
8/22/2014	No counts - out of operation.
8/23/2014	No counts - weir is out of operation.
8/24/2014	No counts - weir is out of operation.

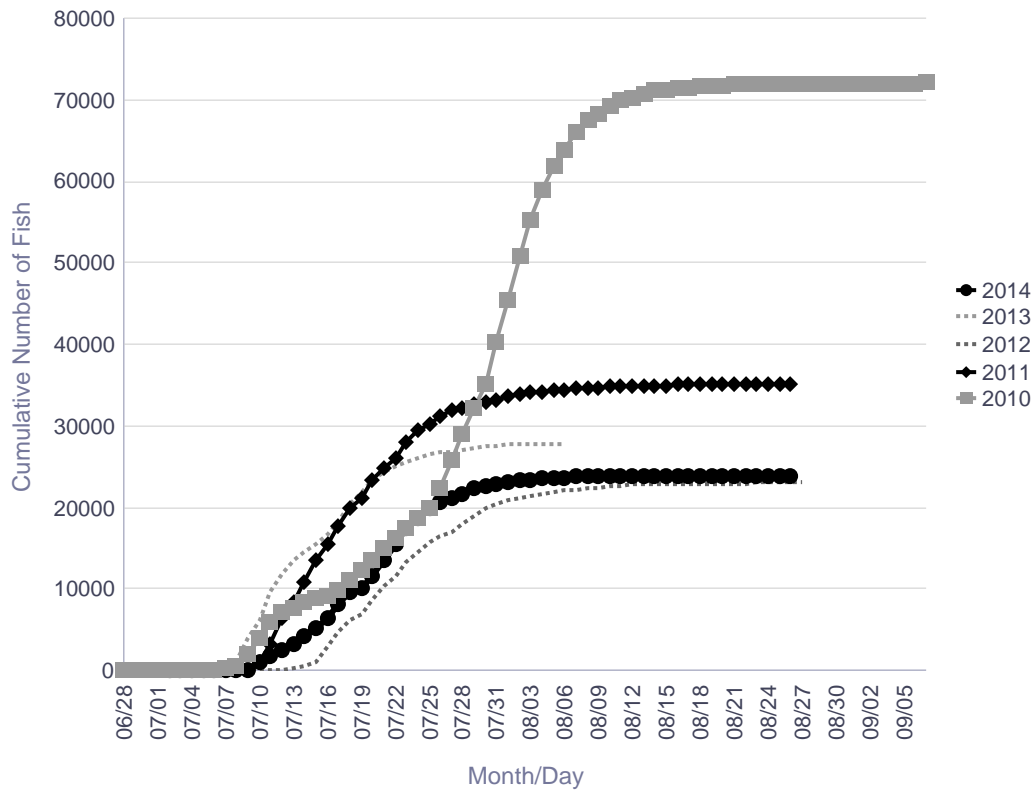
Informational Packet

Telaquana River Weir Historical Cumulative Daily Passage of Sockeye Salmon

Cumulative Daily Passage					
Date	2010	2011	2012	2013	2014
08/22	71,851	35,088	22,963		23,820
08/23	71,878	35,092	22,974		23,820
08/24	71,905	35,098	22,982		23,820
08/25	<u>71,921</u>	<u>35,102</u>	<u>22,984</u>		<u>23,820</u>
08/26	71,932	35,105	22,989		23,820
08/27	71,947		22,994		
08/28	71,957				
08/29	71,964				

	2010	2011	2012	2013	2014
Season Total	72,020	35,105	22,994	27,806	

Telaquana River Sockeye



Day Comments

Date	Comments
8/26/2014	Operations ended on August 10th for the season.

Informational Packet

District 1 Commercial Openings for 2014 ^a

Date	Subdistrict	Permits	Hours	Chinook ^b		Sockeye		Chum		Coho	
				Catch	CPUE	Catch	CPUE	Catch	CPUE	Catch	CPUE
7/14/2014	1-B	142	4	23	0.04	1,030	1.81	7,213	12.70	0	0.00
7/18/2014	1-B	159	6	3	0.00	847	0.89	7,135	7.48	1,856	1.95
7/21/2014	1-B	154	6 ^c	3	0.00	614	0.66	3,810	4.12	3,373	3.65
8/11/2014	1-B	187	6 ^c	1	0.00	116	0.10	170	0.15	23,999	21.39
8/14/2014	1-B	259	6	0	0.00	25	0.02	31	0.02	32,809	21.11
8/18/2014	1-B	261	6	1	0.00	9	0.01	24	0.02	26,395	16.86
8/21/2014	1-B	246	6	0	0.00	20	0.01	35	0.02	18,989	12.87
Total		261	40	31	0.00	2,661	0.25	18,418	1.76	107,421	10.29

^a In-season data is preliminary, subject to change.

^b All Chinook harvested during the commercial opening were not sold but kept as personal use.

^c Does not include 2-hour extension in Lower Section of 1-B.